

Catalogue 2018





Components for the **Kitchen & Furniture** Trade

OUR BRANDS

MVI Hazel represents a number of well known international brands in the British and Irish market. Some of the brands represented by MVI Hazel include:



DTC
Global Quality Benchmark

DTC Drawer Components



Giulio Citterio Kitchen Handles



PYRAMIS
Kitchen Inspirations

Pyramis Sinks & Taps



EVERBUILD

Everbuild Adhesives



ftd
FINGERTIP
DESIGN

Fingertip Design Cabinet Fittings



DANCO
MADE IN ITALY

Danco Hinges & Plates



Quooker
THE BOILING-WATER TAP

Quooker Boiling Water Taps



dropson

Dropson Water Filters



TALAtools
*Great Tools
Great Value*

Tala Carpentry Tools



SPAX[®]

Spax German Screws



OPTIMAXX

Optimax Screws & Fixings



sanindusa[®]

Sanindusa Ceramic Sinks



Makita[®]

Makita Power Tools & Drills



SISO
DENMARK

Siso Wardrobe Fittings



ROBUS[®]

Robus LED Kitchen Lights



DURACELL
LED Lighting

Duracell LED Lighting



WELCOME TO MVI HAZEL

MVI Hazel is one of the largest independent wholesale distributors of fittings in Ireland. We stock a comprehensive range of products for the kitchen, bedroom and furniture manufacturing trades. We also serve customers from other sectors such as DIY stores, hardware merchants, shop fitters and joinery companies.

From our modern warehouse located in Finglas, we stock a comprehensive range of quality and innovative products for the trade. We offer next day delivery within Ireland and we deliver to our UK customers within 2 working days of receiving an order.

Year on year we are growing our portfolio of products in order to provide our customers with the most up to date comprehensive range. We invest a lot of time and effort in sourcing new and innovative products to make our customer's job easier.

At MVI Hazel we try to do things differently. We see ourselves as a friendly company. Our staff have many years of experience and our objective is to make it as easy as possible for our customers to do business with us. We offer a personalised service, we carry high levels of stocks and we try to make our prices as competitive as possible. Having been in business for over 60 years it seems we are doing something right, but we never stop trying to improve!

MVI HAZEL CATALOGUE 2018

Our new catalogue is full of new and interesting products all of which are presented with colour photos and technical details. We have spent a lot of time preparing this new catalogue and we hope that you find it useful. You can download a PDF version of the catalogue from our website www.mvihazel.com where it is also possible to place an order using our new upgraded B2B Webshop.


HOW TO FIND US



CONTACT DETAILS



MVI Hazel Ltd
1 Mygan Business Park
Jamestown Road, Finglas
Dublin 11, Ireland



P:  +353 (0)1 864 3480
P:  +44 (0)1772 218 080
F: +353 (0)1 864 3508
sales@mvihazel.com
www.mvihazel.com



HOW TO ORDER

Our objective is to make it as easy as possible for our customers to do business with us and we offer lots of different ways to place your order.



 +353 (0)1 864 3480
 +44 (0)1772 218 080

You can contact our sales office directly by calling the phone number between:
Monday - Friday: 8am - 5pm



+353 (0)1 864 3508

You can send your order through at any time by fax.



sales@mvihazel.com

We also take orders by email.



WEBSHOP

It is very easy and convenient to order using our **B2B Webshop**.
For more details or to apply for a login please visit www.mvihazel.com

If you require more detailed information on any of the products offered by MVI Hazel then please feel free to contact one of our sales team directly.



Ireland

Shay Brady

Dublin
m: **087 798 3778**
e: shay@mvihazel.ie

Brian Mulrennan

Connacht & Donegal
m: **087 798 3776**
e: brian@mvihazel.ie

Gerard Walsh

Munster
m: **086 798 3775**
e: ger@mvihazel.ie

Anthony Wall

Leinster & North
m: **086 417 9129**
e: anthony@mvihazel.ie



UK

Charles Webb

UK National Sales Manager
m: **07870 492936**
e: charles@mvihazel.co.uk

Pete Lewis

Midlands
m: **07595 754551**
e: pete@mvihazel.co.uk

Dean Thornburn

Yorkshire
m: **07496 042618**
e: dean@mvihazel.co.uk

MISSION STATEMENT

MVI Hazel - Ireland's Premier Fittings Distributor - strives to be the best in its field by ensuring that its customers consistently out-perform their market.

We will achieve this by relentlessly providing our customers with an exceptional and innovative service as well as a comprehensive range of quality and in-demand products.



THE MVI HAZEL DIFFERENCE

Our goal is to offer all our customers a complete range of quality products at competitive prices backed up by professional customer care, expert product knowledge and after sales service.

RANGE

We stock over 5,000 products. We offer a comprehensive range of handles and knobs, hinges, drawers and drawer systems, wirework and baskets, sinks and taps, cookerhoods, bedroom accessories, lighting, adhesives and edging, KDs and dowels, and general hardware. We represent a number of leading international brands in the Irish market including Citerio Giuilio, Pyramis, Quooker, Robus, DTC and Danco. We offer a growing range of products under our own Express brand including Express Doors, Express Edging, and Express Handles.

SOURCING

If a product does not appear in our catalogue that is not the end of the story! A significant portion of our business is the sourcing of "specials". Our extensive sourcing experience and worldwide supplier network mean we are generally able to source even the most unusual customer requirements.

PRODUCT & APPLICATION KNOWLEDGE

Our expert team offers unparalleled product and application knowledge. The team is available to answer any questions that you might have in respect of our products and their application.

COMPLETE SUPPLY SOLUTION

For larger furniture manufacturers we offer a complete sourcing and supply solution whereby we manage all their requirements in terms of components and deliver directly on to the production line.

PRICING

Our prices are always competitive and designed to offer our customers value for money.

LOGISTICS

All orders from Ireland received before 3.30pm are dispatched for next-day delivery from our modern facility in Mygan Business Park in Finglas, Dublin. Orders to UK customers are dispatched for delivery within 2 working days. We offer 98% availability on most stock items.

INSTANT
100°C
WATER



*for more details contact your local representative or the sales office

Quooker®
THE BOILING-WATER TAP

CONTENTS

	1. HANDLES9-58 Contemporary Handles / Bar Handles / Wooden & Ceramic Handles / Traditional Handles / Interior Door Handles / Architectural Hardware
	2. HINGES59-72 Concealed Hinges & Wing Plates / Cabinet Hinges / Interior Door Hinges / Flap Hinges / Mirror Hinges
	3. DRAWERS & DRAWER SLIDES73-86 Drawer Slides / Drawer Boxes / Drawer Components / Drawer & Cabinet Accessories
	4. SINKS & TAPS87-126 Kitchen Sinks / Kitchen Taps / Sink & Plumbing Fittings
	5. WIREWORK & BASKETS127-134 Wirework / Baskets
	6. KITCHEN ACCESSORIES135-144 Electrical Fittings & Accessories / Stools / Newel Posts & Corbels / Homeware / Kitchen Door Fittings
	7. COOKERHOODS, BINS & STAYS145-156 Cookerhoods / Cookerhood Accessories / Kitchen Bins / Stays
	8. LIGHTING157-168 Pendant Lighting / Cabinet Lighting / Plinth & Kickboard Lighting / Ceiling Lighting / Miscellaneous Lighting / Duracell LED Lamps
	9. BEDROOM ACCESSORIES169-180 Express Sliderobes / Bedroom & Wardrobe Fittings / Mirror Fittings
	10. ADHESIVES & EDGING181-194 Adhesives, Abrasives & Fillers / Edging
	11. KDS, DOWELS, SCREWS & CAPS195-210 Screws / Screw Accessories / Wall Plugs / Hammer-in Fixings / KDS / Caps
	12. GENERAL HARDWARE211-234 Table Legs, Table & Cabinet Fittings / Worktop Fittings / Wall Brackets / Door Stops / Shelf Studs / Locks / Catches / Bolts / Castors / Cable Tidies
	13. TOOLS235-254 Power Tools / Power Tool Accessories / Hand Tools / Trend Router Technology / Miscellaneous Tools

Fully Responsive Site

CHECK PRICES & AVAILABILITY

- Real-time stock information
- Up-to-date pricing
- Customer specific pricing
- Toggle between trade and retail pricing

PLACE AN ORDER

- Available 24/7
- Completely secure
- Credit card payments via Stripe or PayPal
- Order confirmation emailed instantly
- Pay account balance by credit card
- Record and quickly order "Favourites"
- Save and manage multiple baskets
- Quick order feature
- Downloadable invoices and credit notes in PDF
- Review billing address details
- Review shipping address details
- Alternate shipping addresses, ship straight to site
- Click and collect (Irish customers only)

Any Device, Anytime, Anywhere!

SEARCH THE ENTIRE MVI HAZEL OFFERING OF OVER 5,000 PRODUCTS

- Real-time view of our product range
- Search by name, keywords or part number
- Search by browsing the catalogue
- In depth product details and specs
- Line drawings for every sink and tap
- Download product certificates and files
- Rich array of product images
- View related products
- Online special offers



*The MVI Hazelt B2B webshop is only exclusively available to VAT registered members of the KBB trade. Prices and stock can only be viewed by account holders when logged in.

1. HANDLES





1. HANDLES

Contemporary Handles	12
Bar Handles	27
Wooden & Ceramic Handles	32
Traditional Handles.....	37
Interior Door Handles.....	50
Architectural Hardware.....	56



Contemporary Handles

FLAT TOP KNOB

- Flat top knob to suit both modern and traditional kitchens
- Finish: black, bronze, satin nickel and polished chrome
- Size: 33mm
- Material: zinc die cast

Code	Description
0030021	Flat Top Knob Black
0030023	Flat Top Knob Bronze
0030022	Flat Top Knob Satin Nickel
0030024	Flat Top Knob Chrome

STAINLESS STEEL D HANDLE



- Finish: stainless steel
- Material: steel
- Hole centres: 96, 128, 160 and 192mm

Code	Description
0903005	Stainless Steel D Handle 96mm
0903008	Stainless Steel D Handle 128mm
0903010	Stainless Steel D Handle 160mm
0903015	Stainless Steel D Handle 192mm

SATIN NICKEL BUTTON KNOB



- Finish: satin nickel
- Material: zinc die cast
- Size: 35mm

Code	Description
0030020	Satin Nickel Button Knob



1. HANDLES



CHUNKY D HANDLE

- Finish: satin nickel, black and bronze
- Material: zinc die cast
- Hole centres: 128mm

Code	Description
0030210	Chunky D Handle Satin Nickel
0030211	Chunky D Handle Black
0030212	Chunky D Handle Bronze

CURVED BOW HANDLE



- Finish: polished chrome and brushed nickel
- Material: zinc die cast
- Hole centres: 160mm
- Great quality and highly durable

Code	Description
0210170	Curved Bow Handle Chrome
0210175	Curved Bow Handle Brushed Nickel

GIULIO 8/1068 160mm HANDLE



- Finish: chrome, black iron and satin nickel
- Material: steel
- Hole centres: 160mm

Code	Description
0304085	Giulio 8/1068 Handle Chrome
0304088	Giulio 8/1068 Handle Iron Black
0304086	Giulio 8/1068 Handle Satin Nickel

Components for the Kitchen & Furniture Trade



OCTAGONAL BAR HANDLE

- Finish: polished chrome and black nickel
- Hole centres: 160mm
- Extension: 40mm
- 35mm x 2 plate fitting
- To match knob

Code	Description
0080020	Octagonal Bar Handle Chrome
0080030	Octagonal Bar Handle Black Nickel

GIULIO 8/1068 64mm HANDLE



- Finish: black iron
- Material: steel
- Hole centres: 64mm
- Drawer pull to match Giulio handle 0304088

Code	Description
0304089	Giulio 8/1068 Handle Iron Black

OCTAGONAL BAR KNOB



- Finish: polished chrome and black nickel
- Size: 66mm
- Extension: 42mm
- 35mm x 2 plate fitting
- Great quality and highly durable
- To match bar handle

Code	Description
0080000	Octagonal Bar Knob Chrome
0080010	Octagonal Bar Knob Black Nickel



1. HANDLES



CRYSTAL KNOB WITH CHROME BASE

- Material: lead crystal
- Available sizes: 30, 35 and 40mm
- Stunning finish to kitchens and bedrooms

Code	Description
0200068	Crystal Knob with Chrome Base 30mm
0200072	Crystal Knob with Chrome Base 35mm
0200074	Crystal Knob with Chrome Base 40mm

LYON HANDLE



- Finish: satin nickel
- Material: steel
- Hole centres: 160mm

Code	Description
0210005	Lyon Handle

CRYSTAL SQUARE KNOB



- Superb quality faceted square crystal knob
- Highly aesthetic finish in kitchens, wardrobes and cabinets
- Material: lead crystal and nickel
- Stunning effect that is complemented by room lighting
- Size: 32 x 32mm
- Extension: 32mm

Code	Description
0200078	Crystal Knob Square Hand Faceted



GIULIO 8/1125
MODERN
STYLE
CRYSTAL
HANDLE

- Chrome handle with lead crystals embedded in center
- Finish: chrome
- Hole centres: 160mm
- Overall dimensions: 180 x 28mm

Code	Description
0304480	Giulio 8/1125 Modern Style Crystal Handle

GIULIO 8/1110 CRYSTAL HANDLE



- Finish: lead crystal and chrome
- Material: steel and lead crystal
- Hole centres: 160 and 320mm

Code	Description
0302205	Giulio 8/1110 Crystal Handle 160mm
0302210	Giulio 8/1110 Crystal Handle 320mm

GIULIO 8/1110 SLIMLINE CRYSTAL HANDLE



- Elegantly crafted slimline crystal handle
- Hole centres: 32mm
- Width: 62mm

Code	Description
0302203	Giulio 8/1110 Slimline Crystal Handle



1. HANDLES

GIULIO 8/1066 HANDLE

- Finish: satin nickel and American copper
- Material: steel
- Hole centres: 160 and 320mm

Code	Description
0304090	Giulio 8/1066 Handle Satin Nickel 160mm
0304093	Giulio 8/1066 Handle American Copper 160mm
0304092	Giulio 8/1066 Handle Satin Nickel 320mm



GLASS KNOB WITH CHROME BASE



- Glass diameter: 25mm
- Size: 20mm
- Base extension: 15mm
- Glass extension: 25mm

Code	Description
0200090	Glass Knob with Chrome Base

FLORENCE GLASS CABINET KNOB



- Beautiful Florentine style glass cabinet knob
- Knob creates a shine and magnifies the interior design of kitchen
- Size: 30mm
- Polished chrome base: 26mm
- Base extension: 16mm
- Glass extension: 28mm
- Comes with choice of 45mm and 25mm screw

Code	Description
0200095	Florence Glass Cabinet Knob with Chrome Base



GIULIO 10/722
KNOB

- Finish: American copper
- Material: solid brass
- Size: 35mm
- Solid heavy bodied cabinet knob
- Knob to match Giulio handle 0304093

Code	Description
0300307	Giulio 10/722 Knob American Copper

GIULIO 8/1010 HANDLE



- Finish: satin nickel
- Material: steel
- Hole centres: 160mm

Code	Description
0303820	Giulio 8/1010 Handle Satin Nickel

GIULIO 8/1075 HANDLE



- Finish: satin nickel
- Material: steel
- Hole centres: 160 and 320mm

Code	Description
0304100	Giulio 8/1075 Handle Satin Nickel 160mm
0304102	Giulio 8/1075 Handle Satin Nickel 320mm

GIULIO 8/1027 HANDLE



- Finish: satin nickel
- Material: steel
- Hole centres: 160 and 320mm

Code	Description
0303910	Giulio 8/1027 Handle Satin Nickel 160mm
0303912	Giulio 8/1027 Handle Satin Nickel 320mm

TRENTO HANDLE



- Finish: brushed nickel
- Hole centres: 128mm
- Extension: 28mm

Code	Description
0210105	Trento Handle



1. HANDLES



REAR FIXING BASE UNIT HANDLE

- Fix to bottom of kitchen door
- Choice of center or edge fixing
- Screws to back of door with lip facing in front
- Easy to fit, no grooving required like profile handles
- Finish: polished chrome and brushed steel
- Hole centres: 50, 100 and 200mm
- 15mm overhang from front of door
- To fit 18mm thick door

Code	Description
0700200	Rear Fixing Base Unit Handle 50mm Chrome
0700230	Rear Fixing Base Unit Handle 50mm Brushed
0700205	Rear Fixing Base Unit Handle 100mm Chrome
0700235	Rear Fixing Base Unit Handle 100mm Brushed
0700210	Rear Fixing Base Unit Handle 200mm Chrome
0700240	Rear Fixing Base Unit Handle 200mm Brushed

REAR FIXING CUPBOARD UNIT HANDLE



- Fix to top of kitchen door
- Choice of center or edge fixing
- Screws to back of door with lip facing in front
- Easy to fit, no grooving required like profile handles
- Finish: polished chrome and brushed steel
- Hole centres: 50, 100 and 200mm
- 15mm overhang from front of door
- To fit 18mm thick door

Code	Description
0700215	Rear Fixing Cupboard Unit Handle 50mm Chrome
0700245	Rear Fixing Cupboard Unit Handle 50mm Brushed
0700220	Rear Fixing Cupboard Unit Handle 100mm Chrome
0700250	Rear Fixing Cupboard Unit Handle 100mm Brushed
0700225	Rear Fixing Cupboard Unit Handle 200mm Chrome
0700255	Rear Fixing Cupboard Unit Handle 200mm Brushed

MATCHING HANDLE FOR INTEGRATED APPLIANCES



- Handle to be fitted to front of integrated appliance door fronts
- Handle for front of appliance doors that will be consistent with our range of rear fixing handles
- Place handle in front of door but screw from the back
- Fit to door before fitting door to appliance
- Hole centres: 192mm
- Extension: 18mm
- Finish: matt chrome

Code	Description
0700260	Matching Handle For Integrated Appliances



MODERN BRONZE HANDLE COLLECTION

- Modern design with traditional bronze finish
- Range includes D handles and knob
- Knob size: 30mm
- Knob base: 10mm
- Knob extension: 26mm
- D handle hole centres: 128 and 160mm
- Handle extension: 33mm
- Solid 8mm thickness on handle

Code	Description
0202115	Modern Square Knob 30mm Bronze
0202145	Modern D Handle 128mm Bronze
0202175	Modern D Handle 160mm Bronze

MODERN PEWTER HANDLE COLLECTION



- Modern design with traditional pewter finish
- Range includes D handles and knob
- Knob size: 30mm
- Knob base: 10mm
- Knob extension: 26mm
- D handle hole centres: 128 and 160mm
- Handle extension: 33mm
- Solid 8mm thickness on handle

Code	Description
0202110	Modern Square Knob 30mm Pewter
0202140	Modern D Handle 128mm Pewter
0202170	Modern D Handle 160mm Pewter

MODERN BRUSHED NICKEL HANDLE COLLECTION



- Stylish modern brushed nickel collection
- Range includes D handles and knob
- Knob size: 30mm
- Knob base: 10mm
- Knob extension: 26mm
- D handle hole centres: 128 and 160mm
- Handle extension: 33mm
- Solid 8mm thickness on handle

Code	Description
0202100	Modern Square Knob 30mm Brushed Nickel
0202130	Modern D Handle 96mm Brushed Nickel
0202160	Modern D Handle 160mm Brushed Nickel



1. HANDLES

MODERN CHROME HANDLE COLLECTION

- Stunning polished chrome collection
- Two handles and square knob to complete kitchen
- Knob size: 30mm
- Knob base: 10mm
- Knob extension: 26mm
- D handle hole centres: 96 and 160mm
- Handle extension: 33mm
- Solid 8mm thickness on handle

Code	Description
0202105	Modern Square Knob 30mm Chrome
0202135	Modern D Handle 96mm Chrome
0202165	Modern D Handle 160mm Chrome



NO. 786 KNOB



- Finish: nickel
- Material: zinc die cast
- Size: 25mm
- Features: conical shape

Code	Description
0900064	Knob No.786 Satin Nickel

NO. 756 KNOB



- Finish: satin nickel
- Material: zinc die cast
- Size: 32mm

Code	Description
0900045	Knob No.756 Satin Nickel

Components for the Kitchen & Furniture Trade



PADDLE HANDLE

- Paddle shaped kitchen door handles
- Finish: brushed nickel, black and bronze
- Hole centres: 128mm
- Extension : 20mm

Code	Description
0040000	Paddle Handle Brushed Nickel
0040005	Paddle Handle Black
0040010	Paddle Handle Bronze

GIULIO 10/817 SQUARE KNOB



- Square knob with moulded design
- Finish: chrome
- Size: 35mm

Code	Description
0300398	Giulio 0/817 Square Knob Chrome

SCOOP HANDLE



- Finish: polished chrome
- Hole centres: 160mm
- Features: scooped cup

Code	Description
0030040	Scoop Handle Chrome

TAPERED CHUNKY D HANDLE



- Finish: satin nickel
- Material: steel
- Hole centres: 160mm

Code	Description
0030214	Tapered Chunky D Handle



1. HANDLES



TAPERED BOW HANDLE

- Finish: brushed nickel, black, matt nickel and bronze
- Material: zinc die cast
- Hole centres: 128mm

Code	Description
0030215	Tapered Bow Handle Brushed Nickel
0030217	Tapered Bow Handle Black
0030218	Tapered Bow Handle Matt Nickel
0030219	Tapered Bow Handle Bronze

GIULIO 10/817 SQUARE KNOB



- Finish: satin nickel
- Material: steel
- Size: 35mm

Code	Description
0300395	Giulio 10/817 Square Knob

GIULIO 8/972 HANDLE



- Finish: satin nickel
- Material: steel with rubber grip
- Hole centres: 128mm
- Features: rubber backed handle

Code	Description
0303250	Giulio 8/972 Handle Satin Nickel 128mm

ROMA HANDLE



- Finish: satin nickel
- Material: zinc die cast
- Hole centres: 128mm

Code	Description
0210000	Roma Handle

Components for the Kitchen & Furniture Trade



EXPRESS BRIDGE HANDLE

- Finish: polished chrome and satin nickel
- Material: steel
- Hole centres: 160 and 320mm

Code	Description
0700300	Express Bridge Handle Satin Nickel 160mm
0700350	Express Bridge Handle Chrome 160mm
0700330	Express Bridge Handle Satin Nickel 320mm
0700380	Express Bridge Handle Chrome 320mm

GIULIO DUBAI STYLE HANDLE



- Tiled glittered paneled to a square door handle
- Finish: chrome
- Hole centres: 160mm

Code	Description
0304055	Giulio 8/1037 Dubai Style Handle Chrome

GIULIO 8/1085 HANDLE



- Finish: satin nickel
- Material: stainless steel
- Hole centres: 160mm
- Features: looks really good on wardrobe doors

Code	Description
0304306	Giulio 8/1085 Satin Nickel Handle

GIULIO DUBAI STYLE KNOB



- Tiled door knob
- Finish: chrome
- Size: 50mm

Code	Description
0304050	Giulio 8/1035 Dubai Style Knob Chrome



1. HANDLES



CLARITY GLASS HANDLE COLLECTION

- Glass handle with stainless steel fixing
- Available sizes: 32, 128 and 256mm

Code	Description
0050000	Clarity Glass Handle 32mm
0050010	Clarity Glass Handle 128mm
0050020	Clarity Glass Handle 256mm

FINESSE STRAP HANDLE



- Finish: satin nickel
- Hole centres: 128mm

Code	Description
0050100	Finesse Strap Handle Nickel

ANCONA HANDLE



- Finish: satin nickel
- Material: zinc die cast
- Hole centres: 160mm

Code	Description
0210100	Ancona Handle

GIULIO 8/986 INSET HANDLE



- Finish: satin nickel
- Material: zinc die cast
- Hole centres: 96mm
- Requires routing in front of drawer

Code	Description
0303585	Giulio 8/986 Inset Handle Satin Nickel

VALETTA HANDLE



- Finish: chrome
- Hole centres: 160mm

Code	Description
0210002	Valetta Chrome Handle



OVAL FLUSH PULL INSET HANDLE

- Oval inset handles
- Designed to sit flush with frame of door/drawer
- Protruding inner rim designed to give grip
- Also available in smaller circular style
- Finish: brushed steel
- Width: 120mm
- Height: 41mm
- Requires routing in front of drawer

Code	Description
0609005	Oval Flush Pull Inset Handle

CIRCULAR FLUSH PULL INSET HANDLE



- Circular inset handles
- Designed to sit flush with frame of door/drawer
- Protruding inner rim designed to give grip
- Also available in larger oval style
- Finish: brushed steel
- Diameter: 48mm
- Inner diameter: 38mm
- Requires routing in front of drawer

Code	Description
0609000	Circular Flush Pull Inset Handle

OVAL KNOB



- Finish: satin nickel
- Size: 35mm
- Base: 25mm

Code	Description
0030015	Oval Knob Satin Nickel

WIDE ENDED BOW HANDLE



- Complete arch bow handle
- Hole centres: 160mm
- Finish: satin nickel

Code	Description
0210001	Wide Ended Bow Handle



1. HANDLES

Bar Handles

BLOCK KEY HANDLE



- Finish: brushed steel
- Material: steel
- Hole centres: 160, 209, 309, 409, 482 and 627mm
- Overall sizes: 188, 237, 337, 437, 510 and 655mm
- Diameter: 14mm

Code	Description
0031100	Block Key Handle 160mm x 188mm
0031102	Block Key Handle 209mm x 237mm
0031104	Block Key Handle 309mm x 337mm
0031105	Block Key Handle 409mm x 437mm
0031106	Block Key Handle 482mm x 510mm
0031108	Block Key Handle 627mm x 655mm

BLOCK HANDLE



- Finish: satin nickel
- Material: steel
- Hole centres: 160 and 320mm
- Overall sizes: 180 and 348mm
- Diameter: 14mm

Code	Description
0030205	Block Handle Satin Nickel 160mm
0030206	Block Handle Satin Nickel 320mm

BAR HANDLE



- Finish: brushed steel
- Material: steel
- Hole centres: 160, 256, 356, 456 and 756mm
- Overall sizes: 184, 280, 380, 480 and 780mm
- Diameter: 22mm

Code	Description
0031202	22mm Bar Handle 160mm x 184mm
0031204	22mm Bar Handle 256mm x 280mm
0031206	22mm Bar Handle 356mm x 380mm
0031208	22mm Bar Handle 456mm x 480mm
0031210	22mm Bar Handle 756mm x 780mm

Components for the Kitchen & Furniture Trade



STEEL PROFILE HANDLE

- Finish: brushed steel
- Material: stainless steel
- Depth: 14mm
- Suitable for 18mm doors
- Available sizes: 147, 247, 297, 347, 397, 447, 497, 547, 597, 797, 897 and 997mm

Code	Description
0700002	Profile Handle for 147mm Door Dull Finish
0700003	Profile Handle for 247mm Door Dull Finish
0700005	Profile Handle for 297mm Door Dull Finish
0700007	Profile Handle for 347mm Door Dull Finish
0700010	Profile Handle for 397mm Door Dull Finish
0700013	Profile Handle for 447mm Door Dull Finish
0700015	Profile Handle for 497mm Door Dull Finish
0700017	Profile Handle for 547mm Door Dull Finish
0700020	Profile Handle for 597mm Door Dull Finish
0700025	Profile Handle for 797mm Door Dull Finish
0700030	Profile Handle for 897mm Door Dull Finish
0700035	Profile Handle for 997mm Door Dull Finish

PROFILE FOR HANDLESS DOORS



- Profile lengths that keep consistent design with profile handles
- Fitted on carcass above profile handles
- Connect profile length to carcass using bracket 0700120
- Material: steel
- Size: 3m

Code	Description
0700100	Profile For Handless Doors L Shape 3m
0700105	Profile For Handless Doors C Shape 3m
0700110	Profile For Handless Doors Wall Units 3m

CHROME PROFILE HANDLE



- Finish: chrome
- Material: steel
- Depth: 14mm
- Suitable for 18mm door
- Available sizes: 147, 247, 297, 347, 397, 447, 497, 547, 597, 797, 897 and 997mm

Code	Description
0700045	Profile Handle for 147mm Door Chrome
0700047	Profile Handle for 247mm Door Chrome
0700050	Profile Handle for 297mm Door Chrome
0700053	Profile Handle for 347mm Door Chrome
0700055	Profile Handle for 397mm Door Chrome
0700060	Profile Handle for 447mm Door Chrome
0700065	Profile Handle for 497mm Door Chrome
0700067	Profile Handle for 547mm Door Chrome
0700070	Profile Handle for 597mm Door Chrome
0700075	Profile Handle for 797mm Door Chrome
0700080	Profile Handle for 897mm Door Chrome
0700085	Profile Handle for 997mm Door Chrome



1. HANDLES

BRUSHED NICKEL T BAR HANDLE

- Brushed nickel T bar handles
- Hole centres: 128, 320 and 480mm
- Overall sizes: 200, 220, 304, 380, 540, 640 and 700mm
- Diameter: 12mm
- Features: rounded ends

Code	Description
0203017	T Bar Handle Brushed Nickel 128 x 200mm
0203020	T Bar Handle Brushed Nickel 160 x 220mm
0203022	T Bar Handle Brushed Nickel 224 x 304mm
0203024	T Bar Handle Brushed Nickel 320 x 380mm
0203025	T Bar Handle Brushed Nickel 480 x 540mm
0203027	T Bar Handle Brushed Nickel 576 x 640mm
0203029	T Bar Handle Brushed Nickel 640 x 700mm



FLAT BAR HANDLE



- Finish: polished chrome and brushed nickel
- Hole centres: 160mm
- Extension: 35mm
- Solid zinc die cast frame
- Great quality and highly durable

Code	Description
0210155	Flat Bar Handle Chrome
0210160	Flat Bar Handle Brushed Nickel

CHROME TWIST HANDLE



- Innovative modern bar handle with twist design
- Finish: polished chrome
- Hole centres: 160 and 320mm

Code	Description
0210200	Twist Chrome Handle 160mm
0210220	Twist Chrome Handle 320mm

COMO HANDLE



- Finish: brushed steel
- Material: steel
- Hole centres: 160mm

Code	Description
0210065	Como Handle 160mm
0210070	Como Handle 320mm



BLACK T BAR HANDLE

- Finish: matt black
- Material: steel
- Hole centres: 128, 160 and 224mm
- Overall sizes: 200, 220 and 304mm
- Diameter: 12mm
- Features: rounded ends

Code	Description
0203040	T Bar Handle Matt Black 128 x 200mm
0203043	T Bar Handle Matt Black 160 x 220mm
0203046	T Bar Handle Matt Black 224 x 304mm

ALUMINIUM ARCH PULL HANDLE



- Arch shaped pull handle for kitchen drawer
- Finish: aluminum
- Hole centres: 128mm
- Diameter: 10mm

Code	Description
0203102	Arch Pull Handle Aluminium

BRUSHED NICKEL ARCH PULL HANDLE



- Arch pull handles for drawers
- Material: steel
- Finish: brushed nickel
- Hole centres: 160 and 224mm
- Diameter: 10mm

Code	Description
0203103	Arch Pull Brushed Nickel 160mm
0203106	Arch Pull Brushed Nickel 224mm

GENOA HANDLE



- Finish: satin nickel
- Material: zamak
- Hole centres: 160 and 224mm

Code	Description
0210015	Genoa Block Handle 160mm
0210020	Genoa Block Handle 224mm



1. HANDLES



GIULIO 8/1073 BLACK & CHROME HANDLE

- Finish: chrome extension and black bar
- Material: steel
- Hole centres: 192 and 320mm

Code	Description
0304095	Giulio 8/1073 Handle Chrome & Black 192mm
0304097	Giulio 8/1073 Handle Chrome & Black 320mm

CHROME NICE HANDLE



- Slimline bar handle in chrome
- Material: zamak
- Finish: chrome
- Hole centres: 160 and 256mm

Code	Description
0210042	Nice Handle Chrome 160mm
0210046	Nice Handle Chrome 256mm

SATIN NICKEL NICE HANDLE



- Finish: satin nickel
- Material: zamak
- Hole centres: 128, 160 and 256mm

Code	Description
0210033	Nice Handle Brushed Nickel 128mm
0210035	Nice Handle Brushed Nickel 160mm
0210040	Nice Handle Brushed Nickel 256mm

Components for the Kitchen & Furniture Trade



GIULIO 8/1073 CHROME HANDLE

- Finish: chrome
- Material: steel
- Hole centres: 192 and 320mm

Code	Description
0304094	Giulio 8/1073 Handle Chrome 192mm
0304096	Giulio 8/1073 Handle Chrome 320mm

GIULIO 8/1012 HANDLE



- Finish: satin nickel
- Material: steel
- Hole centres: 192 or 224mm
- Overall length: 232mm

Code	Description
0303830	Giulio 8/1012 Handle Satin Nickel

GIULIO 8/1018 HANDLE



- Finish: satin nickel
- Material: steel
- Hole centres: 224mm

Code	Description
0303876	Giulio 8/1018 Handle Satin Nickel

Wooden & Ceramic Handles

WOODEN LATITUDE HANDLE



- Finish: oak and walnut
- 2 x threaded screw inserts
- Hole centres: 160mm
- Overall length: 227mm
- Extension: 160mm

Code	Description
0600200	Wooden Latitude Handle Oak
0600205	Wooden Latitude Handle Walnut



1. HANDLES

WALNUT DOVETAIL BAR HANDLE

- Finish: walnut and chrome
- Material: wood and brass
- Hole centres: 160 and 320mm
- This stunning wooden handle range is ideal for bedroom furniture and will give cupboards, drawers and wardrobes a great finish

Code	Description
0600010	Wooden Dovetail Bar Handle 160mm Walnut
0600015	Wooden Dovetail Bar Handle 320mm Walnut



OAK DOVETAIL BAR HANDLE



- Finish: oak and chrome
- Material: wood and brass
- Hole centres: 160 and 320mm
- This stunning wooden furniture handles range is ideal for bedrooms and will give cupboards, kitchen drawers and wardrobes a great finish

Code	Description
0600000	Wooden Dovetail Bar Handle 160mm Oak
0600005	Wooden Dovetail Bar Handle 320mm Oak

LACQUERED OAK KNOB



- Simple lacquered oak knob
- Finish: lacquered oak
- Diameter: 45mm

Code	Description
0500200	Wooden Oak Knob Lacquered

Components for the Kitchen & Furniture Trade



UNPOLISHED PINE KNOB

- Finish: raw pine
- Material: pine
- Available sizes: 30, 40 and 45mm
- Features: takes a wood screw, suitable for spraying

Code	Description
0500015	No.12/30mm Small Pine Knob
0500020	No.12/40mm Medium Pine Knob
0500025	No.12/45mm Large Pine Knob

HONEY LACQUERED PINE KNOB



- Finish: honey
- Material: pine
- Size: 40mm
- Features: threaded for metric bolt

Code	Description
0500045	Pine Knob Honey Lacquer

UNPOLISHED OAK KNOB



- Finish: raw oak
- Material: wood
- Size: 40mm
- Features: takes a wood screw, suitable for spraying

Code	Description
0100005	JOC 40mm White Oak Knob



1. HANDLES



NO. 123
LACQUERED
OAK
KNOB

- Finish: lacquered oak
- Material: wood
- Size: 35mm
- Features: threaded for metric bolt

Code	Description
0200005	No. 123 Lacquered Oak Knob

LACQUERED PINE KNOB



- Smooth lacquered pine knob
- Finish: lacquered pine
- Size: 45mm
- Threaded screw insert

Code	Description
0500210	Lacquered Pine Knob

CERAMIC KNOB WITH RING



- Finish: white with gold ring
- Material: ceramic
- Size: 35mm
- Features: threaded for metric bolt

Code	Description
0200042	Ceramic Knob White Gold Ring

Components for the Kitchen & Furniture Trade



PLAIN CERAMIC KNOB

- Finish: cream, black and white
- Material: ceramic
- Size: 35mm
- Feature: threaded for metric bolt

Code	Description
0200010	Ceramic Knob Cream
0200014	Ceramic Knob Black
0200025	Ceramic Knob White

FLORAL CERAMIC KNOB



- Finish: white with floral pattern
- Material: ceramic
- Size: 35mm
- Features: threaded for metric bolt

Code	Description
0200040	Ceramic Knob White Floral

FLORAL CERAMIC KNOB WITH GOLD BASE



- Floral version of gold base knob
- Finish: cream and gold
- Size: 35mm
- Features: floral design

Code	Description
X0200120	Ceramic Cream Knob Floral

CERAMIC LUSTRE KNOB



- Economy value porcelain knob
- Finish: transparent white
- Size: 35mm

Code	Description
X0200122	Ceramic Lustre Knob



1. HANDLES

Traditional Handles

WINCHESTER PEWTER WHITE CERAMIC HANDLE COLLECTION

- Material: pewter ends with white ceramic insert
- Suitable for hand painted kitchens
- Range includes D handle, T handle and knob
- D handle hole centres: 128mm
- T handle: 72mm
- Knob size: 35mm
- Drop handle hole centres: 160mm

Code	Description
0032055	Winchester White Ceramic Knob
0032065	Winchester White Ceramic D Handle
0032075	Winchester White Ceramic T Handle
0032080	Winchester White Ceramic Drop Handle



WINCHESTER PEWTER CREAM CERAMIC HANDLE COLLECTION



- Material: pewter ends with cream ceramic insert
- Range includes D handle and T handle
- D handle hole centres: 128mm
- T handle: 72mm

Code	Description
0032067	Winchester Cream Ceramic D Handle
0032072	Winchester Cream Ceramic T handle

PEWTER WHITE CERAMIC HANDLE COLLECTION



- Material: pewter ends with white ceramic insert
- Suitable for hand painted kitchens
- Range includes D handle and T handle
- D handle hole centres: 96mm
- T handle: 30mm

Code	Description
0032010	Pewter White Ceramic D Handle
0032000	Pewter White Ceramic T Handle

Components for the Kitchen & Furniture Trade



WINCHESTER BRONZE CREAM CERAMIC HANDLE COLLECTION

- Material: bronze ends with cream ceramic insert
- Suitable for hand painted kitchens
- Range includes D handle, T handle, drop handle and knob
- D handle hole centres: 128mm
- T handle: 72mm
- Knob size: 35mm
- Drop handle hole centres: 160mm

Code	Description
0032050	Winchester Cream Ceramic Knob
0032060	Winchester Cream Ceramic D Handle
0032070	Winchester Cream Ceramic T Handle
0032085	Winchester Cream Ceramic Drop Handle

NICKEL WHITE CERAMIC T HANDLE



- Material: nickel ends with white ceramic insert
- Size: 30mm
- Width: 54mm

Code	Description
0800005	Nickel White Ceramic T Handle

TRADITIONAL OLD STYLE CUP HANDLE



- Classic rustic themed kitchen cup handles
- Finish: bronze and pewter
- Size: handle has both 64mm and 74mm hole centres

Code	Description
0802010	Traditional Old Style Cup Handle Bronze
0802015	Traditional Old Style Cup Handle Pewter



1. HANDLES



BEEHIVE KNOB

- Beehive door knobs
- Finish: brushed nickel and chrome
- Anodized casing
- Size: 35mm
- Extension: 45mm
- Design: beehive honeycomb

Code	Description
0200046	Beehive Knob Brushed Nickel
0200048	Beehive Knob Chrome

TRADITIONAL OLD STYLE OVAL KNOB



- Classical oval kitchen knobs
- Finish: bronze and pewter
- Size: 30mm
- Oval dimensions: 65 x 35mm

Code	Description
0802000	Traditional Old Style Oval Knob Bronze
0802005	Traditional Old Style Oval Knob Pewter

QUEEN ANNE BEEHIVE KNOB



- Finish: polished chrome, satin chrome and bronze
- Material: zinc die cast
- Available sizes: 28 and 38mm
- Design: beehive honeycomb
- Heavy weight to ensure durability with backplate fitted to knob

Code	Description
0200050	Queen Anne Beehive Knob Polished Chrome 28mm
0200052	Queen Anne Beehive Knob Satin Chrome 28mm
0200054	Queen Anne Beehive Knob Bronze 28mm
0200056	Queen Anne Beehive Knob Polished Chrome 38mm
0200058	Queen Anne Beehive Knob Satin Chrome 38mm
0200060	Queen Anne Beehive Knob Bronze 38mm

Components for the Kitchen & Furniture Trade



QUEEN ANNE STYLE T HANDLE

- Finish: polished chrome and black nickel
- To match D handle
- Width: 74mm
- Extension: 45mm
- Features: beehive honeycomb

Code	Description
0201030	Queen Anne Style T Handle Polished Chrome
0201020	Queen Anne Style T Handle Black Nickel

QUEEN ANNE STYLE D HANDLE



- Finish: polished chrome and black nickel
- Beautiful finishing touch to shaker kitchens
- To match T handle
- Hole centres: 128mm
- Extension: 42mm
- Features: beehive honeycomb

Code	Description
0201010	Queen Anne Style D Handle Polished Chrome
0201000	Queen Anne Style D Handle Black Nickel

GIULIO 9/1333 OLD STYLE HANDLE



- To match square knob
- Finish: pewter and bronze
- Hole centres: handle has both 96mm and 128mm hole centres

Code	Description
0302280	Giulio 9/1333 Old Style Handle Pewter
0302284	Giulio 9/1333 Old Style Handle Bronze



1. HANDLES



GIULIO 10/812 OLD STYLE KNOB

- Squared traditional kitchens knobs with internal frame
- Finish: pewter and bronze
- Size: 45mm

Code	Description
0300385	Giulio 10/812 Old Style Knob Pewter
0300390	Giulio 10/812 Old Style Knob Bronze

VINTAGE HANDLE



- Finish: chrome, pewter and copper
- Matching T knob available
- Hole centres: 128mm
- Extension: 32mm
- Height: 29mm

Code	Description
0202020	Vintage Handle Chrome
0202025	Vintage Handle Pewter
0202030	Vintage Handle Copper

VINTAGE T KNOB



- Finish: chrome, pewter and copper
- Matching drawer pull available
- Size: 78mm
- Hole centres: 32mm
- Extension: 26mm
- Excellent option for replacing small handles with existing hole centres as base will cover existing template

Code	Description
0202000	Vintage T Knob Chrome
0202005	Vintage T Knob Pewter
0202010	Vintage T Knob Copper

Components for the **Kitchen & Furniture Trade**



GIULIO 10/683 KNOB & PLATE

- Finish: black
- Size : 35mm
- Looks good on old style furniture or kitchens

Code	Description
0300220	Giulio 10/683 Knob & Plate Black

GIULIO 10/683 KNOB & PLATE



- Finish: black
- Size : 35mm
- Features: looks good on old style furniture or kitchens

Code	Description
0300220	Giulio 10/683 Knob & Plate Black

TRADITIONAL SHAKER CUP HANDLE POLISHED CHROME



- Finish: polished chrome
- Material: steel
- Hole centres: 64mm

Code	Description
0030065	Polished Chrome Cup Handle

TRADITIONAL SHAKER CUP HANDLE NICKEL



- Finish: satin nickel
- Material: steel
- Hole centres: 64mm

Code	Description
0030060	Traditional Shaker Cup Handle Nickel



1. HANDLES



MVI POLISHED CHROME KNOB

- Finish: polished chrome
- Anodized cased version of 0200063 and 0200065
- Inner rim design for elegant traditional look
- Material: brass
- Available sizes: 32 and 38mm

Code	Description
0200049	MVI Polished Chrome Knob 32mm
0200047	MVI Polished Chrome Knob 38mm

POLISHED CHROME KNOB



- Finish: polished chrome
- Material: brass
- Available sizes: 32 and 38mm

Code	Description
0200063	Polished Chrome Knob 32mm
0200065	Polished Chrome Knob 38mm

POLISHED BRASS KNOB



- Finish: polished brass
- Material: brass
- Size: 32mm
- Used for wardrobe doors and kitchen cupboard doors

Code	Description
0200061	Polished Brass Knob

Components for the Kitchen & Furniture Trade



TRADITIONAL BRUSHED NICKEL CUP HANDLE

- Finish: brushed nickel
- Featured in kitchen of S10.E4 of Room to Improve
- Available sizes: 64 and 96mm

Code	Description
0030071	Traditional Brushed Nickel Cup Handle 64mm
0030074	Traditional Brushed Nickel Cup Handle 96mm

SATIN CHROME KNOB



- Finish: satin chrome
- Material: brass
- Available sizes: 32 and 38mm

Code	Description
0200064	Satin Chrome Knob 32mm
0200066	Satin Chrome Knob 38mm

TRADITIONAL CHROME CUP HANDLE



- Finish: polished chrome
- Features: plated design
- Available sizes: 64 and 96mm

Code	Description
0030070	Traditional Chrome Cup Handle 64mm
0030072	Traditional Chrome Cup Handle 96mm



1. HANDLES



EXPRESS PROVENCE D HANDLE

- Finish: pewter
- Material: zinc die cast
- Hole centres: 160mm

Code	Description
0800350	Express Provence D Handle Pewter

EXPRESS PROVENCE T HANDLE



- Finish: pewter
- Material: zinc die cast
- Size: 35mm
- Used for wardrobe doors and kitchen cupboard doors

Code	Description
0800300	Express Provence T Handle Pewter

GEORGIA HANDLE



- Elegant combination of polished finish on an antique style
- Length makes it very popular for traditional style wardrobes
- Hole centres: 224mm
- Material: steel
- Finish: polished chrome

Code	Description
0001200	Georgia Chrome Handle

TAMPA D HANDLE



- Finish: pewter
- Material: zinc die cast
- Hole centres: 128mm
- Suitable for hand painted kitchens

Code	Description
0210026	Tampa D Handle Pewter

Components for the Kitchen & Furniture Trade



REEDED D HANDLE

- Finish: pewter, bronze and black
- Material: zinc die cast
- Hole centres: 128mm

Code	Description
0030075	Reeded D Handle Pewter
0030080	Reeded D Handle Bronze
0030085	Reeded D Handle Black

TAMPA KNOB



- Finish: pewter
- Material: zinc die cast
- Suitable for hand painted kitchens
- Size: 35mm

Code	Description
0210027	Tampa Knob

REEDED KNOB



- Finish: pewter, bronze and black
- Material: zinc die cast
- Size: 35mm

Code	Description
0030090	Reeded Knob Pewter
0030095	Reeded Knob Bronze
0030100	Reeded Knob Black



1. HANDLES



BATTERED IRON KNOB

- Finish: pewter and bronze
- Material: zinc die cast
- Size: 35mm
- Suitable for hand painted kitchens

Code	Description
0030101	Battered Knob Pewter
0030102	Battered Knob Bronze

BATTERED IRON HANDLE



- Finish: pewter
- Material: zinc die cast
- Hole centres: 128mm

Code	Description
0030201	Battered Iron Handle

GENEVA D HANDLE



- Finish: pewter
- Material: zinc die cast
- Hole centres: 128mm

Code	Description
0210082	Geneva D Handle Pewter

GIULIO 9/1277 HANDLE



- Compact handle for drawers and cabinets
- Smallest D handle in our range
- Finish: black
- Hole centres: 64 and 96mm

Code	Description
0302240	Giulio 9/1277 Handle Black 64mm
0302230	Giulio 9/1277 Handle Black 96mm

SHAKER D HANDLE



- Finish: pewter
- Material: zinc die cast
- Hole centres: 128mm
- Suitable for hand painted kitchens

Code	Description
0030050	Shaker D Handle Pewter

Components for the Kitchen & Furniture Trade



GIULIO 10/721

40mm

KNOB

- Finish: brass, bronze, black and pewter
- Material: zinc die cast
- Size: 40mm
- Features: suitable for use with 25/31 backplate

Code	Description
0300275	Giulio 10/721 Knob Brass
0300280	Giulio 10/721 Knob Bronze
0300285	Giulio 10/721 Knob Black
0300290	Giulio 10/721 Knob Pewter

GIULIO 10/721 25mm KNOB



- Finish: bronze and black
- Size: 25mm
- Features: suitable for use with 25/31 backplate

Code	Description
0300300	Giulio 10/721 Knob Bronze
0300305	Giulio 10/721 Knob Black

GIULIO 8/951 HANDLE



- Vintage drawer handles
- Finish: satin nickel
- Hole centres: 96mm

Code	Description
0303230	Giulio 8/951 Handle Satin Nickel

GIULIO 25/31 BACKPLATE



- Finish: brass, bronze, black and pewter
- Material: steel
- Length: 96mm
- Features: can be used with any Giulio knob

Code	Description
0309005	Giulio 25/31 Backplate Brass
0309010	Giulio 25/31 Backplate Bronze
0309015	Giulio 25/31 Backplate Black
0309020	Giulio 25/31 Backplate Pewter



1. HANDLES



GIULIO 9/1324 PULL HANDLE

- Finish: black, bronze and pewter
- Material: steel
- Hole centres: 96mm

Code	Description
0302271	Giulio 9/1324 Pull Handle Black
0302270	Giulio 9/1324 Pull Handle Bronze
0302272	Giulio 9/1324 Pull Handle Pewter

GIULIO 9/1323 LATCH HANDLE



- Finish: pewter, bronze and black
- Material: steel
- Hole centres: 64mm

Code	Description
0302263	Giulio 9/1323 Latch Handle Pewter
0302264	Giulio 9/1323 Latch Handle Bronze
0302266	Giulio 9/1323 Latch Handle Black

GIULIO 8/953 HANDLE



- Finish: satin nickel and bronze
- Material: steel
- Hole centres: 64mm

Code	Description
0303240	Giulio 8/953 Handle Satin Nickel
0303235	Giulio 8/953 Handle Bronze

GIULIO 9/1320 HANDLE



- Finish: matt black
- Hole centres: 96mm

Code	Description
0302268	Giulio 9/1320 Handle Black



Interior Door Handles

BAYONNE LEVER HANDLE

- Traditional lever handle with privacy keyhole
- Rounded design
- Height: 185mm
- Width: 110mm
- Extension: 54mm
- Finish: polished chrome
- Sold in pairs

Code	Description
1500066	Bayonne Lever Handle Polished Chrome

MODENA LEVER HANDLE



- Finish: polished chrome, polished brass and satin chrome
- Height: 140mm
- Lever width: 51mm
- Features: ideal for household and office fittings
- A number of locks and keyholes are available

Code	Description
1500020	Modena Lever Handle Polished Chrome
1500019	Modena Lever Handle Polished Brass
1500018	Modena Lever Handle Satin Chrome

LIVORNO CURVED LATCH HANDLE



- Features: minimalist arch design
- Primary finish: satin chrome
- Secondary finish: polished chrome
- Two tone rosette
- Width: 126mm
- Rose diameter: 51mm
- Extension: 64mm
- Microtight spindle
- Sold in pairs

Code	Description
1500013	Livorno Curved Latch Handle



1. HANDLES

SOLD
IN
2
PAIRS



CHAMBERY LATCH HANDLE

- Features: circular design
- Finish: polished chrome and satin chrome
- Width: 145mm
- Rose diameter: 51mm
- Sold in pairs

Code	Description
1500001	Chambéry Latch Handle Polished Chrome
1500003	Chambéry Latch Handle Satin Chrome

MONACO LATCH HANDLE

SOLD
IN
2
PAIRS



- Primary finish: satin chrome
- Secondary finish: polished chrome
- Width: 127mm
- Rose diameter: 51mm
- Extension: 63mm
- Bolt through and screw fixings included
- Perfect fitting for modern homes and offices
- On each pair wave is grooved in opposite direction to ensure fitting on each side of door
- Features: wave design
- Sold in pairs

Code	Description
1500015	Monaco Latch Handle

NANTES LATCH HANDLE

SOLD
IN
2
PAIRS



- Primary finish: satin chrome
- Secondary finish: polished chrome
- Width: 127mm
- Rose diameter: 51mm
- Extension: 62mm
- Screw on rose
- Features: two tone straight block design
- Sold in pairs

Code	Description
1500014	Nantes Latch Handle

SOLD
2
PAIRS

BORDEAUX LATCH HANDLE



- Features: elevated lever
- Primary finish: polished chrome
- Secondary finish: satin chrome
- Rose diameter: 51mm
- Width: 140mm
- Sold in pairs
- Features: elevated lever with padded handle design

Code	Description
1500012	Bordeaux Latch Handle Two Tone

SIENA LATCH HANDLE

SOLD
2
PAIRS



- Finish: satin chrome
- Rose diameter: 51mm
- Width: 135mm
- Features: round design
- Sold in pairs

Code	Description
1500010	Sienna Latch Handle Satin Chrome

REGGIO LATCH HANDLE

SOLD
2
PAIRS



- Primary finish: polished chrome
- Secondary finish: satin chrome
- Two part screw on rose
- Width: 140mm width
- Rose diameter: 51mm
- Features: curved lever on round rose
- Sold in pairs

Code	Description
1500002	Reggio Latch Handle Two Tone



1. HANDLES



SOLD
2
IN
PAIRS

VERSAILLES BATHROOM LEVER HANDLE

- Bathroom lever handle with turn lock
- Height: 185mm
- Lever width: 120mm
- Extension: 54mm
- Finish: polished chrome
- Sold in pairs

Code	Description
1500068	Versailles Bathroom Lever Handle Polished Chrome

PADUA LATCH HANDLE



SOLD
2
IN
PAIRS

- Primary finish: polished chrome
- Secondary finish: satin chrome
- Rose diameter: 51mm

Code	Description
1500011	Padua Latch Handle Two Tone

D PULL HANDLE



- Finish: stainless steel
- Perfect for interior doors of any commercial or public premises
- Popular to offices, schools, hospitals
- 52mm rosette as an option see 1520185
- Hole centres: 300mm
- Includes: 2 x 75mm metric bolts to fit handle and door firmly

Code	Description
1520180	D Pull Handle 19 x 300mm



**SOLD
2
PAIRS**

WINCHESTER MORTICE WHITE KNOB

- Material: porcelain and solid brass
- Finish: grey crackle with a polished chrome rose
- Rosette diameter: 70mm
- Grub screw spindle fixing
- Face fixing to door
- Not sprung
- Knob diameter: 60mm
- Projection: 70mm
- Sold in pairs

Code	Description
1530045	Winchester White/Chrome Mortice Knob

QUEEN ANNE MORTICE KNOB



**SOLD
2
PAIRS**

- Material: brass
- Finish: bronze, satin chrome and polished chrome
- Rosette diameter: 70mm
- Grub screw spindle fixing
- Concealed fixing to door
- Not sprung
- Knob diameter: 50mm
- Projection: 81mm
- Sold in pairs

Code	Description
1530060	Queen Anne Mortice Knob Satin Chrome
1530063	Queen Anne Mortice Knob Polished Chrome
1530065	Queen Anne Mortice Knob Bronze

WINCHESTER MORTICE CREAM KNOB



**SOLD
2
PAIRS**

- Material: porcelain and solid brass
- Finish: ivory crackle with a Florentine bronze rose
- Rosette diameter: 70mm
- Grub screw spindle fixing
- Face fixing to door
- Not sprung
- Knob diameter: 60mm
- Projection: 70mm
- Sold in pairs

Code	Description
1530040	Winchester Cream/ Bronze Mortice Knob



1. HANDLES

**SOLD
2
IN
PAIRS**

CRYSTAL MORTICE KNOB

- Material: lead crystal
- Rosette finish: brass, satin chrome and polished chrome
- Rosette diameter: 65mm
- Knob diameter: 60mm
- Extension: 60mm
- Sold in pairs

Code	Description
1530010	Crystal Mortice Knob Brass
1530015	Crystal Mortice Knob Satin Chrome
1530020	Crystal Mortice Knob Polished Chrome



CLEAR CRYSTAL MORTICE KNOB

**SOLD
2
IN
PAIRS**



- Material: lead crystal
- Rosette finish: polished chrome and satin chrome
- Rosette diameter: 65mm
- Knob diameter: 60mm
- Extension: 60mm
- Sold in pairs

Code	Description
1530000	Clear Crystal Mortice Knob Polished Chrome
1530005	Clear Crystal Mortice Knob Satin Chrome

ROSE FOR INTERIOR DOOR PULL HANDLE



- Rose for standard 300mm interior pull handle 1520180
- Finish: stainless steel
- Width: 50mm
- Inner plate to screw to handle with exterior to conceal drill mark

Code	Description
1520185	Rose for D Pull Handle

Architectural Hardware

TWO RING ESCUTCHEON FOR LATCH HANDLE



- Finish: polished chrome and satin chrome
- Screw on escutcheon
- Fixings: screws
- Diameter: 50mm
- Depth: 10mm

Code	Description
1500201	Two Ring Escutcheon For Latch Handle Polished Chrome
1500202	Two Ring Escutcheon For Latch Handle Satin Chrome

STANDARD ESCUTCHEON FOR LATCH HANDLE



- Plain escutcheon to cover interior door locks
- Finish: polished chrome and satin chrome
- Width: 52mm
- Depth: 10mm

Code	Description
1500200	Standard Escutcheon For Latch Handle Polished Chrome
1500203	Standard Escutcheon For Latch Handle Satin Chrome

TWO TONE ESCUTCHEON FOR LEVER HANDLE



- Escutcheons to cover interior door locks
- Features: two ring design
- Outer finish: satin chrome
- Inner finish: polished chrome
- Escutcheon to match two tone interior door handles
- Width: 52mm
- Depth: 10mm

Code	Description
1500210	Escutcheon For Lever Handle Two Tone

2 1/2in MORTICE LOCK FOR INTERIOR HANDLES



- Allows for turning and locking of interior mortice knobs
- Size: 2 1/2in
- Material: solid brass
- Finish: polished chrome
- 2 keys included
- Blanking cap included
- Receiver included
- Easy to return latch
- Backset: 45 and 57mm
- Two and three lever locking mechanism

Code	Description
1500303	Mortice Lock 2 1/2in for Interior Handles

5in MORTICE LOCK FOR INTERIOR KNOBS



- Allows for turning and locking of interior mortice knobs
- Size: 5 in
- Material: solid brass
- Finish: polished brass
- 2 keys included
- Receiver included
- Easy to return latch
- Backset: 102mm

Code	Description
1500309	Mortice Lock 5in for Interior Knobs



1. HANDLES

BATHROOM MORTICE LOCK FOR BATHROOM HANDLES



- Latchbolt is drawn by lever handle from either side and by key from inside
- Supplied with 2 keys
- Can be master keyed or keyed alike with other detainer mortice locks
- Size: 2 1/2in

Code	Description
1500305	Bathroom Mortice Lock 2 1/2 for Bathroom Handles

2 1/2in MORTICE LATCH FOR INTERIOR HANDLES



- Mortice latch used for lock mechanism
- Finish: brass
- Includes lock and receiver
- Can match all interior door handles range
- Not suited to interior knobs
- Size: 2 1/2in

Code	Description
1500360	Mortice Latch 2 1/2in for Interior Handles

4in MORTICE LATCH FOR INTERIOR KNOBS



- Mortice latch for interior door knobs
- Tubular deadbolt
- Provides sufficient clearance to open
- Includes bolt and receiver
- Size: 4in
- Bolt through fixing
- Not suited to interior handles
- Can match all our interior knobs range

Code	Description
1500365	Mortice Tubular Latch 4in for Interior Knobs

BATHROOM MORTICE LATCH FOR TURN & RELEASE CATCH



- Mortice latch used for bathroom doors
- Finish: brass
- Includes lock and receiver
- To be used in tandem with turn and release catch: 1500315
- Size: 2 1/2in

Code	Description
1500307	Bathroom Mortice Latch 2 1/2in for Turn & Release Catch

BATHROOM TURN & RELEASE CATCH



- Thumb turn and release for bathroom lock
- Screw fixing
- Diameter: 51 mm
- Extension: 10mm

Code	Description
1500315	Bathroom Turn & Release Catch Satin Chrome

SOFT CLOSE TOILET SEAT HINGE SET



- Soft close toilet seat to remove slam
- Can be retrofitted to any standard toilet seat
- Sold in pairs

Code	Description
1301002	Soft Close Toilet Seat Hinge Set

Components for the Kitchen & Furniture Trade

OVAL DOOR STOPPER



- Oval floor mounted door stop
- Finish: satin chrome
- Size: 5mm lip

Code	Description
1500600	Oval Door Stopper Satin Chrome

PILLAR DOOR STOPPER



- Finish: satin chrome
- Rubber tip for soft close effect
- Screws included
- Extension: 30mm

Code	Description
1500650	Pillar Door Stopper Satin Chrome

STAINLESS STEEL FINGER PLATE



- Finish: stainless steel
- Dimensions: 300 x 75mm
- Screw hole x 4

Code	Description
1520140	Stainless Steel Push Finger Plate
1520145	Stainless Steel Finger Plate

PRIORY CONCEALED DOOR CLOSER



- Designed to provide automatic closing for light and medium weight internal doors
- Cannot be used with rising butt hinges, Parliament or projecting hinges or in situations where limited air displacement conditions exist
- Maximum weight: 50.8kg
- Drilling diameter: 26mm
- Drilling depth: 147mm

Code	Description
1500915	Priory Concealed Door Closer

CIRCULAR DISC SYMBOL



- Male and female toilet signs
- Finish: stainless steel
- Diameter: 75mm
- Screw hole x 2
- Suitable for public facilities and businesses

Code	Description
1520150	Circular Disc Male Symbol
1520155	Circular Disc Female Symbol

2. HINGES





2. HINGES

Concealed Hinges & Wing Plates.....	62
Cabinet Hinges	68
Interior Door Hinges.....	71
Flap Hinges	71
Mirror Hinges	71

Concealed Hinges & Wing Plates

DTC SOFT CLOSE CLIP ON HINGE 110°



- Material: steel nickel plated
- Drilling diameter: 35mm
- Drilling pattern: 45mm
- Soft and gentle closing kitchen door hinge
- Built in piston for slimline look

Code	Description
1207000	DTC Soft Close Clip On Hinge 110°

DTC SOFT CLOSE HALF INSET CLIP ON HINGE 110°



- Material: steel nickel plated
- Drilling diameter: 35mm
- Drilling pattern: 45mm
- Cam adjustable
- 9mm crank

Code	Description
1207002	DTC Soft Close Half Inset Clip On Hinge 110°

DTC SOFT CLOSE FULL INSET CLIP ON HINGE 110°



- Material: steel nickel plated
- Drilling diameter: 35mm
- Drilling pattern: 45mm
- Soft and gentle door closing
- Built in piston for slimline look

Code	Description
1207003	DTC Soft Close Full Inset Clip On Hinge 110°

DTC SOFT CLOSE CLIP ON HINGE 45°



- Material: steel nickel plated
- Drilling diameter: 35mm
- Drilling pattern: 45mm
- Soft and gentle door closing
- Built in piston for slimline look

Code	Description
1207005	DTC Soft Close Clip On Hinge 45°

DTC SOFT CLOSE CLIP ON HINGE 110° WITH DOWELS



- Material: steel nickel plated
- Drilling diameter: 35mm
- Drilling pattern: 45mm
- Soft and gentle door closing
- Built in piston for slimline look
- This hinge has quick fix dowels for use with drilling machines

Code	Description
1207010	DTC Soft Close Clip On Hinge 110° with 45mm Dowels

DTC SOFT CLOSE CLIP ON HINGE 180°



- Material: steel nickel plated
- Soft and gentle door closing
- Built in piston for slimline look
- Drilling diameter: 35mm
- Drilling pattern: 45mm

Code	Description
1207015	DTC Soft Close Clip On Hinge 180°



2. HINGES



MATCHING DTC CLIP ON HINGE FOR SOFT CLOSE OPTION



- Material: steel nickel plated
- Drilling diameter: 35mm
- Drilling pattern: 45mm
- Clip on mounting
- Used in conjunction with 1207000 where only one soft close hinge is required

Code	Description
1207200	Matching DTC Clip On Hinge For Soft Close Option
1207210	Matching DTC Clip On Hinge For Soft Close Option Dowel Version

SOFT CLOSE ONE PIECE HINGE & PLATE



- Complete soft close hinge and plate combined
- Material: steel nickel plated
- Drilling diameter: 35mm
- Drilling pattern: 45mm
- Built in piston for slimline look
- Fixed with chipboard screws

Code	Description
1206952	Soft Close One Piece Hinge & Plate
1206955	Soft Close One Piece Hinge & Euro Plate

DTC SOFT CLOSE CLIP ON PLATE WITH 0mm HEIGHT ADJUSTMENT



- Material: steel nickel plated
- Clip on mounting
- Fixed with chipboard screws
- Cam height adjustment: +/- 2mm

Code	Description
1207120	DTC Soft Close Clip On Plate with 0mm Height Adj

DTC SOFT CLOSE CLIP ON PLATE WITH 0mm HEIGHT ADJUSTMENT & EURO SCREW



- Material: steel nickel plated
- For use with all DTC soft close hinge range
- Fixed with pre mounted euro screws
- Cam height adjustment: +/- 2mm
- Suitable for 18mm board
- Clip on mounting

Code	Description
1207125	DTC Soft Close Clip On Plate with 0mm Height Adj & Euro Screw

DTC SOFT CLOSE CLIP ON PLATE WITH 0mm EURO SCREW



- Material: steel nickel plated
- To be clipped to 110 degree DTC hinge
- Euro screw attached
- Clip on mounting

Code	Description
1207140	DTC Soft Close Clip On Plate with 0mm Euro Screw

Components for the Kitchen & Furniture Trade

DTC SOFT CLOSE CLIP ON PLATE FOR FRAME KITCHENS



- Material: steel nickel plated
- Clip on mounting
- Fixed with chipboard screws
- Special extra high plate for use in framed kitchens
- Sometimes used in conjunction with 1207003

Code	Description
1207150	DTC Soft Close Clip On Plate For Frame Kitchens
1207155	DTC Soft Close Clip On Plate For Frame Kitchens with screws

DTC CLIP ON HINGE 110°



- Material: steel nickel plated
- Drilling diameter: 35mm
- Drilling pattern: 45mm
- Finish: satin nickel
- Clip on mounting

Code	Description
1206150	DTC Clip On Hinge 110°

DTC CLIP ON REVERSE SPRUNG HINGE



- Material: steel nickel plated
- Drilling diameter: 35mm
- Drilling depth: 11.2mm
- Drilling pattern: 45mm
- Fixed with chipboard screws
- Side adjustment: +3/-0.5mm

Code	Description
1202300	DTC Clip On Reverse Sprung Hinge

DTC CLIP ON HINGE 180°



- Material: steel nickel plated
- Drilling diameter: 35mm
- Drilling pattern: 45mm
- Finish: satin nickel
- For use with DTC clip on wing plate

Code	Description
1206160	DTC Clip On Hinge 180°

DTC CLIP ON DOWEL HINGE 110°



- Material: steel nickel plated
- Drilling diameter: 35mm
- Drilling pattern: 45mm
- This hinge has quick fix dowels for use with drilling machines

Code	Description
1202410	DTC Clip On Dowel Hinge 110°

DTC CLIP ON PLATE WITH EURO SCREW 18mm BOARD



- Material: steel nickel plated
- Fixed with chipboard screws
- Suitable for 18mm board only

Code	Description
1206270	DTC Clip On Plate with 18mm Board Euro Screw



2. HINGES

DTC CLIP ON PLATE WITH 18mm BOARD CAM ADJUSTMENT



- Material: steel nickel plated
- DTC 0mm cam adjustable plate for DTC hinge
- For use with 1206150 and 1206160
- Clip on mounting
- Height adjustment: +/- 2mm

Code	Description
1206275	DTC Clip On Plate with 18mm Board Cam Adj

DTC CLIP ON PLATE WITH DOWELS



- Material: steel nickel plated
- For use with DTC dowel hinge
- Cam height adjustment: +/- 2mm
- To match hinge 1206410
- Clip on mounting

Code	Description
1202604	DTC Clip On Plate 9mm with 10mm Dowels

DANCO SLIDE ON HINGE 110°



- Material: steel nickel plated
- Drilling diameter: 35mm
- Drilling depth: 11.8mm
- Drilling pattern: 48mm
- Fixed with chipboard screws
- Side adjustment: +3/-0.5mm
- Depth adjustment: +4/-0mm
- Slide on mounting

Code	Description
1205100	Danco Slide On Hinge 110°

DANCO SLIDE ON HINGE 180°



- Material: steel nickel plated
- Drilling diameter: 35mm
- Drilling depth: 11.8mm
- Drilling pattern: 48mm
- Fixed with chipboard screws
- Side adjustment: +3/-0.5mm
- Depth adjustment: +4/-0mm
- Slide on mounting

Code	Description
1205105	Danco Slide On Hinge 180°

DANCO SLIDE ON INSET HINGE 110°



- Material: steel nickel plated
- Drilling diameter: 35mm
- Drilling depth: 11.8mm
- Drilling pattern: 48mm
- Fixed with chipboard screws
- Side adjustment: +3/-0.5mm
- Depth adjustment: +4/-0mm
- Slide on mounting

Code	Description
1205115	Danco Slide On Inset Hinge 110° 17mm Crank

DANCO SLIDE ON PLATE



- Material: steel nickel plated
- Slide on mounting
- Fixed with chipboard screws
- Height adjustment: +/- 2mm

Code	Description
1205160	Danco Slide On Plate 5mm
1205166	Danco Slide On Plate 8mm

DANCO SLIDE ON PLATE WITH EURO SCREW



- Material: steel nickel plated
- Slide on mounting
- Fixed with euro screws
- Height adjustment: +/- 2mm

Code	Description
1205162	Danco Slide On Plate with 5mm Euro Screw

DANCO CLIP ON HINGE 110°



- Material: steel nickel plated
- Drilling diameter: 35mm
- Drilling depth: 11.8mm
- Drilling pattern: 48mm
- Fixed with chipboard screws
- Side adjustment: +3/-0.5mm
- Depth adjustment: +4/-0mm
- Clip on mounting

Code	Description
1205200	Danco Clip On Hinge 110°

DANCO CLIP ON HINGE 180°



- Material: steel nickel plated
- Drilling diameter: 35mm
- Drilling depth: 11.8mm
- Drilling pattern: 48mm
- Fixed with chipboard screws
- Side adjustment: +3/-0.5mm
- Depth adjustment: +4/-0mm
- Clip on mounting

Code	Description
1205205	Danco Clip On Hinge 180°

DANCO CLIP ON PIE CUT CORNER HINGE



- Material: steel nickel plated
- Drilling diameter: 35mm
- Drilling depth: 11.8mm
- Drilling pattern: 48mm
- Fixed with chipboard screws
- Side adjustment: +3/-0.5mm
- Depth adjustment: +4/-0mm
- Clip on mounting

Code	Description
1205210	Danco Clip On Pie Cut Corner Hinge

DANCO CLIP ON PLATE



- Material: steel nickel plated
- Clip on mounting
- Fixed with chipboard screws

Code	Description
1205280	Danco Clip On Plate 7mm Screw Fix
1205260	Danco Clip On Plate 5mm Screw Fix



2. HINGES

DANCO CLIP ON PLATE WITH EURO SCREW



- Material: steel nickel plated
- Clip on mounting
- Fixed with euro screws
- Height adjustment: +/- 2mm

Code	Description
1205263	Danco Clip On Plate with 5mm Euro Screw

DANCO CLIP ON PLATE WITH CAM ADJUSTMENT



- Material: steel nickel plated
- Clip on mounting
- Fixed with chipboard screws
- Cam height adjustment: +/- 2mm

Code	Description
1205285	Danco Clip On Plate Cam Adj 8mm
1205265	Danco Clip On Plate Cam Adj with 5mm Euro Screw

DANCO CLIP ON PLATE WITH CAM ADJUSTMENT & EURO SCREW



- Material: steel nickel plated
- Clip on mounting
- Fixed with euro screws
- Cam height adjustment: +/- 2mm

Code	Description
1205270	Danco Clip On Pl. Cam Adj 5mm Euro

DTC MINI HINGE AND PLATE



- Material: steel nickel plated
- Drilling diameter: 26mm
- Drilling depth: 11.8mm
- Drilling pattern: 38mm
- Fixed with euro screws
- Side adjustment: +3/-0.5mm
- Depth adjustment: +4/-0mm
- This hinge is supplied with the plate pre mounted

Code	Description
1206420	DTC Mini Hinge And Screw Fix Plate

DANCO SCREW ON MINI HINGE



- Material: steel nickel plated and plastic
- Finish: brown
- Drilling diameter: 26mm
- Drilling depth: 11.8mm
- Drilling pattern: 38mm
- Fixed with chipboard screws
- Side adjustment: +3/-0.5mm
- Depth adjustment: +4/-0mm
- Slide on mounting

Code	Description
1205420	Danco Brown Screw On Mini Hinge

DANCO MINI PLATE



- Material: steel nickel plated
- Slide on mounting
- Fixed with chipboard screws
- For use with 1205420

Code	Description
1205463	Danco Mini Plate Steel

Components for the Kitchen & Furniture Trade

DANCO BROWN MINI PLATE DOWEL IN



- Material: plastic
- Slide on mounting
- Fixed with premounted 8mm dowels
- Finish: brown

Code	Description
1205480	Danco Brown Mini Plate Dowel In

DANCO MINI HINGE WING PLATE WITH SCREW



- Material: plastic
- Slide on mounting
- Fixed with chipboard screws

Code	Description
1205460	Danco Brn. Mini Wing Plate 2mm Screw

EASY ON HINGE



- Material: steel nickel plated
- Requires no boring for ease of installation
- Can accommodate various overlays and is self-closing
- Compatible with door thickness up to 3/4in (20mm)

Code	Description
1105001	Easy On Hinge

Cabinet Hinges

AMEROCK HALF WRAP HINGE



- Material: steel
- Finish: two tone, wrought iron and nickel
- Silent, reliable performance
- Once the hinge is fitted only the knuckle is visible
- Full inset partial wrap
- Ball tip
- Compatible with door thickness up to 20mm

Code	Description
1114020	Amerock 3/4in 19mm Half Wrap Two Tone Hinge
1114022	Amerock 3/4in 19mm Half Wrap Wrought Iron Hinge
1114024	Amerock 3/4in 19mm Half Wrap Nickel Hinge

AMEROCK FULL WRAP HINGE



- Full inset full wrap cabinet hinge with ball tip
- Material: steel
- Finish: nickel, antique brass and two tone
- Silent, reliable performance
- Once the hinge is fitted only the knuckle is visible
- Quick, easy installation
- Compatible with door thickness up to 20mm

Code	Description
1114010	Amerock 3/4in 19mm Full Wrap Nickel Hinge
1114012	Amerock 3/4in 19mm Full Wrap Antique Brass Hinge
1114016	Amerock 3/4in 19mm Full Wrap Two Tone Hinge



2. HINGES

MC1 HINGE



**SOLD
IN
PAIRS**

- Material: steel
- Finish: brass, bronze, black and nickel
- Spring loaded self closing hinges
- Hole fixing: 3.5mm screws
- Sold in pairs

Code	Description
1114001	MC1 Brass Hinge (pair)
1114005	MC1 Bronze Hinge (pair)
1114006	MC1 Black Hinge (pair)
1114007	MC1 Nickel Hinge (pair)

ELECTRO BRASS BUTT HINGE



- Material: electro brass
- Finish: polished brass
- Hole fixing: 3.5mm screws
- Sizes: 50 x 28mm, 63 x 36mm and 76 x 42mm

Code	Description
1103027	Electro Brass Butt Hinge 2in 50mm
1103029	Electro Brass Butt Hinge 2 1/2in 63mm
1103030	Electro Brass Butt Hinge 3in 76mm

POLISHED CHROME SOLID BRASS BUTT HINGE



**SOLD
IN
PAIRS**

- Material: solid brass
- Finish: polished chrome
- Sizes: 50 x 28mm and 64 x 34mm
- Hole fixing: 3.5mm screws
- Sold in pairs

Code	Description
1104005	Polished Chrome Solid Brass Butt Hinge 2in 50mm (pair)
1104055	Polished Chrome Solid Brass Butt Hinge 2 1/2in 63mm (pair)

SATIN CHROME SOLID BRASS BUTT HINGE



**SOLD
IN
PAIRS**

- Material: solid brass
- Finish: satin chrome
- Sizes: 50 x 28mm and 63 x 34mm
- Hole fixing: 3.5mm screws
- Sold in pairs

Code	Description
1104020	Satin Chrome Solid Brass Butt Hinge 2in 50mm (pair)
1104070	Satin Chrome Solid Brass Butt Hinge 2 1/2in 63mm (pair)

PEWTER SOLID BRASS BUTT HINGE



**SOLD
IN
PAIRS**

- Material: solid brass
- Finish: pewter
- Size: 50 x 28mm and 63 x 34mm
- Hole fixing: 3.5mm screws
- Sold in pairs

Code	Description
1104015	Pewter Solid Brass Butt Hinge 2in 50mm (pair)
1104065	Pewter Solid Brass Butt Hinge 2 1/2in 63mm (pair)

Components for the Kitchen & Furniture Trade

POLISHED BRASS SOLID BRASS BUTT HINGE



**SOLD
2
PAIRS**

- Material: solid brass
- Finish: polished brass
- Sizes: 50 x 28mm and 63 x 34mm
- Hole fixing: 3.5mm screws
- Sold in pairs

Code	Description
1104000	Polished Brass Solid Brass Butt Hinge 2in 50mm (pair)
1104050	Polished Brass Solid Brass Butt Hinge 2 1/2in 63mm (pair)

PIANO HINGE



- Material: steel
- Finish: brass and nickel
- Size: 32 x 0.6 x 1800mm
- Hole fixing: 3mm screws

Code	Description
1801001	Brass 1 1/4in (32mm) x 1800mm Piano Hinge
1801002	Nickel 1 1/4in (32mm) x 1800mm Piano Hinge

ELECTRO BRASS FLUSH HINGE



- Material: steel
- Finish: electro brass
- Size: 50mm
- Hole fixing: 3.5mm screws

Code	Description
1111005	Electro Brass Flush Hinge No.266 2in 50mm

NICKEL FLUSH HINGE



- Material: steel
- Finish: nickel
- Size: 63mm
- Compatible with 19mm board
- Hole fixing: 3.5mm screws

Code	Description
1111021	Nickel Flush Hinge No.266 2.1/2in 63mm


SINGLE CRANKED HINGE



- Material: steel
- Finish: electro brass
- Size: 70 x 51mm
- Hole fixing: 3.5mm screws

Code	Description
1110010	Electro Brass Single Cranked Hinge No.365PF 5/8in 16mm

ARCHITECTURAL WASHERED BUTT HINGE



- Used for interior doors
- Ball bearing hinge
- Material: steel
- Finish: satin chrome
- Size: 102 x 76mm

Code	Description
1500430	Satin Chrome Architectural Washered Butt Hinge 4in 102mm



2. HINGES

KITCHEN CORNER BAR HINGE



- Used for hinging a door on a door in a corner cabinet
- Strong, sturdy and a better long term option than a bi fold hinge
- For use on a standard 715mm door the door width needs to be reduced by 42mm
- Finish: brushed steel, bronze and white

Code	Description
2908100	Corner Bar Hinge Brushed Steel
2908150	Corner Bar Hinge Bronze
2908160	Corner Bar Hinge White

Interior Door Hinges

DOUBLE SWING SPRING HINGE



- Allows the door to open 180 degrees in either direction
- Sold in pairs

Code	Description
1114050	Double Swing 4in 102mm Spring Hinge (pair)

Flap Hinges

COUNTER FLAP HINGE



- Size: 32 x 100 x 3mm
- Counter flap hinges are suitable for upwards opening counters
- Opens flat at 180 degrees and can be used for many folding leaf applications
- Finish: brass
- Sold in pairs

Code	Description
1301005	Brass Counter Flap Hinge 1 1/4in 32mm (Pair)

Mirror Hinges


REFLEX HINGE



- Material: steel
- Finish: electro brass
- Size: (each plate) 36 x 13mm
- Used to fix side mirrors on vanity units

Code	Description
1109003	Electro Brass Reflex Hinge L/H No.120
1109004	Electro Brass Reflex Hinge R/H No.120

Components for the **Kitchen & Furniture** Trade



All DTC soft close hinges are LGA certified and tested by TÜV Rheinland to the standard EN 15338:2010.

TÜV Rheinland is the world's biggest and reputable inspection and certificate provider of finished goods and the LGA certificate is the most recognized mark of quality in Europe.

Therefore you can rest assured, all DTC hinges are manufactured to the highest standards of quality, durability, performance and longevity.

[illegible]

3 DRAWERS & DRAWER SLIDES





3. DRAWERS & DRAWER SLIDES

Drawer Slides	76
Drawer Boxes	78
Drawer Components	82
Drawer & Cabinet Accessories	83

Components for the Kitchen & Furniture Trade

Drawer Slides

BOTTOM FIX DRAWER RUNNER



- Finish: cream
- Sold in pairs
- Bottom fixing, roller action
- Loading capacity: 25kg
- Single extension
- Available sizes: 250mm, 300mm, 350mm, 400mm, 450mm, 500mm & 550mm
- Other colours and sizes on request

Code	Description
3001495	Bottom Fix Cream Drawer Runner 250mm
3001500	Bottom Fix Cream Drawer Runner 300mm
3001505	Bottom Fix Cream Drawer Runner 350mm
3001510	Bottom Fix Cream Drawer Runner 400mm
3001515	Bottom Fix Cream Drawer Runner 450mm
3001520	Bottom Fix Cream Drawer Runner 500mm
3001530	Bottom Fix Cream Drawer Runner 550mm

CLAMP ON DRAWER RUNNER



- Finish: brown
- Sold in pairs
- Bottom fixing roller action with self closing feature
- Loading capacity: 25kg
- Single extension
- Slides come with clamps and dowels for speed of assembly
- Available sizes: 300mm, 350mm & 400mm
- Other colours and sizes on request

Code	Description
3001695	Clamp On Brown Drawer Runner 300mm 8mm Dowel
3001700	Clamp On Brown Drawer Runner 350mm 8mm Dowel
3001705	Clamp On Brown Drawer Runner 400mm 8mm Dowel

350mm SOFT CLOSE BOTTOM FIX DRAWER RUNNER



- Finish: grey
- Sold in pairs
- Bottom fixing, roller action
- Loading capacity: 25kg
- Single extension
- Includes a soft close attachment
- Size: 350mm

Code	Description
3001800	Soft Close Bottom Fix 350mm

TELESCOPIC DRAWER SLIDE



- Sold in pairs
- Side fixing
- Loading capacity: 40kg
- Available sizes: 220mm, 250mm, 300mm, 350mm, 400mm, 450mm, 500mm, 550mm, 600mm, 650mm & 700mm
- 32mm drilling pattern
- Material: steel

Code	Description
3001398	Telescopic Drawer Slide 220mm
3001399	Telescopic Drawer Slide 250mm
3001400	Telescopic Drawer Slide 300mm
3001401	Telescopic Drawer Slide 350mm
3001402	Telescopic Drawer Slide 400mm
3001403	Telescopic Drawer Slide 450mm
3001404	Telescopic Drawer Slide 500mm
3001405	Telescopic Drawer Slide 550mm
3001406	Telescopic Drawer Slide 600mm
3001407	Telescopic Drawer Slide 650mm
3001408	Telescopic Drawer Slide 700mm



3 DRAWERS & DRAWER SLIDES

DTC TELESCOPIC DRAWER SLIDE



- Full extension telescopic drawer slides
- Sold in pairs
- Side fixing
- Loading capacity: 40kg
- Available sizes: 250mm, 350mm, 400mm, 450mm & 500mm
- 32mm drilling pattern

Code	Description
3001425	DTC Telescopic Drawer Slide 250mm
3001435	DTC Telescopic Drawer Slide 350mm
3001440	DTC Telescopic Drawer Slide 400mm
3001445	DTC Telescopic Drawer Slide 450mm
3001450	DTC Telescopic Drawer Slide 500mm

SOFT CLOSE TELESCOPIC DRAWER SLIDE



- Full extension telescopic slides
- Sold in pairs
- Soft closing effect
- Available sizes: 350mm, 400mm, 450mm & 600mm

Code	Description
3001455	Soft Close Telescopic Drawer Slide 350mm
3001460	Soft Close Telescopic Drawer Slide 400mm
3001465	Soft Close Telescopic Drawer Slide 450mm
3001470	Soft Close Telescopic Drawer Slide 500mm

DTC UNDERMOUNT DRAWER SLIDE



- Concealed, full-extension DTC drawer slide
- Easy removal/fitting
- Sold in pairs
- Loading capacity: 30kg
- Available sizes: 250mm, 350mm, 400mm, 450mm & 500mm
- Undermount fixing
- Long service life

Code	Description
3007100	DTC Undermount Drawer Slide Full Ext 250mm
3007110	DTC Undermount Drawer Slide Full Ext 350mm
3007120	DTC Undermount Drawer Slide Full Ext 400mm
3007130	DTC Undermount Drawer Slide Full Ext 450mm
3007140	DTC Undermount Drawer Slide Full Ext 500mm

Drawer Boxes

DTC STANDARD SOFT CLOSE DRAWER



- Finish: grey
- Unassembled soft close drawer
- Height: 86mm
- Available sizes: 270mm & 450mm
- Loading capacity: 40kg
- Adjustment: + - 2mm up/down, + - 1.5mm right/left
- Requires 16mm board
- LGA certified and tested
- FIRA Level H approved
- Includes:
 - Pair of slides
 - Pair of drawer sides
 - Front and back fixing brackets



Code	Description
3008005	DTC Soft Close Standard Drawer 86mm x 270mm
3008000	DTC Soft Close Standard Drawer 86mm x 450mm

DTC SOFT CLOSE POT DRAWER



- Finish: grey
- Unassembled soft close pot drawer
- Concealed with full extension
- Tool free assembly and removal of drawer
- Silent running system
- Height: 150mm
- Depth: 450mm
- Loading capacity: 40kg
- Adjustment: + - 2mm up/down, + - 1.5mm right/left
- LGA certified and tested
- Includes:
 - Pair of rails
 - Pair of slides
 - Pair of drawer sides
 - Front and back fixing brackets



Code	Description
3008010	DTC Soft Close Pot Drawer 128mm x 450mm

DTC INTERNAL DRAWER KIT



- Finish: grey
- Unassembled soft close pot drawer kit
- Height: 200mm
- Depth: 450mm
- 2 metal perforated panels
- Front handle for internal drawer
- Loading capacity: 40kg
- LGA certified and tested
- **Excludes front panel 3008030 and rail 3008040**

Code	Description
3008020	DTC Internal Drawer Kit 200mm x 450mm



3 DRAWERS & DRAWER SLIDES

DTC
Global Quality Benchmark



DTC DRAGON PRO 95mm SOFT CLOSE DRAWER



- 95mm individual drawer
- Available sizes: 270mm, 350mm, 400mm, 450mm & 500mm
- Tool free assembly and removal of drawer
- Adjustment: + - 2mm up/down, + - 1.5mm right/left
- Loading capacity: 40kg
- FIRA approved
- Includes:
 - Pair of slides
 - Pair of drawer sides
 - Front and back fixing brackets

Code	Description
3009500	Dragon Pro Soft Close Drawer 270mm x 95mm
3009510	Dragon Pro Soft Close Drawer 350mm x 95mm
3009520	Dragon Pro Soft Close Drawer 400mm x 95mm
3009530	Dragon Pro Soft Close Drawer 450mm x 95mm
3009540	Dragon Pro Soft Close Drawer 500mm x 95mm




DTC
Global Quality Benchmark



DTC DRAGON PRO 127mm SOFT CLOSE DRAWER

- 13mm straight-sided slimline drawer system
- 127mm individual drawer
- Available sizes: 350mm, 400mm, 450mm & 500mm
- No gallery rails needed so there is much more storage space
- The base does not need to be routed and takes 16mm board
- An elegant look
- Full extension with silent system
- Loading capacity: 40kg
- Tool free assembly and removal of drawer
- FIRA approved
- Adjustment: + - 2mm up/down, + - 1.5mm right/left
- Includes:
 - Pair of slides
 - Pair of drawer sides
 - Front and back fixing brackets



Code	Description
3009550	Dragon Pro Drawer 350mm x 127mm
3009560	Dragon Pro Drawer 400mm x 127mm
3009570	Dragon Pro Drawer 450mm x 127mm
3009580	Dragon Pro Drawer 500mm x 127mm



3 DRAWERS & DRAWER SLIDES

DTC
Global Quality Benchmark



DTC DRAGON PRO 178mm SOFT CLOSE DRAWER



- Full extension with silent system
- 178mm individual drawer
- Tool free assembly and removal of drawer
- Available sizes: 400mm, 450mm & 500mm
- Adjustment: + - 2mm up/down, + - 1.5mm right/left
- Loading capacity: 40kg
- FIRA approved
- Includes:
 - Pair of slides
 - Pair of drawer sides
 - Front and back fixing brackets

Code	Description
3009590	Dragon Pro Soft Close Drawer 400mm x 178mm
3009600	Dragon Pro Soft Close Drawer 450mm x 178mm
3009605	Dragon Pro Soft Close Drawer 500mm x 178mm

Components for the Kitchen & Furniture Trade

METAL DRAWER BOX



- Finish: cream
- Aesthetic steel appearance
- Automatic closing from 70mm
- Available drawer lengths: 250mm, 270mm, 350mm, 400mm, 450mm & 500mm
- Available drawer heights: 86mm, 118mm & 150mm
- Special silent wheel system
- Long service life
- Drawer sides come with premounted front brackets
- Loading capacity: 25kg
- Single extension
- It is possible to adjust drawer surface vertical-horizontal
- Other colours and sizes on request

Code	Description
3005900	Drawer Box Cream 250mm Deep x 86mm High
3005920	Drawer Box Cream 270mm Deep x 86mm High
3005925	Drawer Box Cream 270mm Deep x 150mm High
3005950	Drawer Box Cream 350mm Deep x 86mm High
3005960	Drawer Box Cream 350mm Deep x 118mm High
3005970	Drawer Box Cream 350mm Deep x 150mm High
3006000	Drawer Box Cream 400mm Deep x 86mm High
3006003	Drawer Box Cream 400mm Deep x 118mm High
3006005	Drawer Box Cream 400mm Deep x 150mm High
3006010	Drawer Box Cream 450mm Deep x 86mm High
3006015	Drawer Box Cream 450mm Deep x 118mm High
3006020	Drawer Box Cream 450mm Deep x 150mm High
3006040	Drawer Box Cream 500mm Deep x 86mm High

SOFT CLOSE MECHANISM FOR METAL DRAWER BOX



- Plastic two part fitting to be used to turn a metal drawer box soft close
- Easily installed
- Only need one fitting per drawer up to 800mm wide

Code	Description
3006050	Drawer Box Soft Close Mechanism

DRAWER WRAP



- Finish: white
- Various sizes of internal drawer wrap used in the manufacturing of bedroom, cabinet and chested drawers
- Material: chipboard
- Front dowel fitting
- Priced per wrap but sold per pallet
- Contact your rep for further information

Description

We can supply any size based on your manufacturing needs

Drawer Components

DTC DRAGON PRO INTERNAL FRONT CLIP



**SOLD
IN
PAIRS**


- To connect front panel 3009620 to DTC Dragon Pro Soft Close Drawers
- Sold in pairs

Code	Description
3009630	Dragon Pro Internal Front Clip 95mm (pair)
3009635	Dragon Pro Internal Front Clip 127mm (pair)
3009640	Dragon Pro Internal Front Clip 178mm (pair)



3 DRAWERS & DRAWER SLIDES

DTC DRAGON PRO INTERNAL FRONT PANEL & RAIL



- Front internal panel for DTC Dragon Pro Soft Close Drawers
- To extend height of internal drawer
- Protective gallery rail for DTC Dragon Pro Soft Close Drawers:
- DTC Dragon Pro Soft Close Drawer 127mm
- DTC Dragon Pro Soft Close Drawer 178mm

Code	Description
3009620	Dragon Pro Internal Front Panel (1054mm wide)
3009625	Dragon Pro Internal Front Rail (1054mm wide)

GLASS SIDE PANEL FOR DTC DRAWER



- Glass side panel for pot drawer 3008010
- Front and back adapters to connect
- Fits in between drawer side and side rails
- Alternative choice to metal panels

Code	Description
3008045	Glass Side Panel for DTC Drawer (pair)
3008046	Glass Side Panel Front Adapter (pair)
3008047	Glass Side Panel Rear Adapter (pair)

DTC INTERNAL DRAWER FRONT PANEL & RAIL



- To be used with internal drawer kit 3008020

Code	Description
3008030	DTC Internal Drawer Front Panel (1100mm wide)
3008040	DTC Internal Drawer Front Rail (1100mm wide)

DTC INTERNAL DRAWER FRONT CLIP



**SOLD
2
PAIRS**

- Front clips to assemble and fit internal drawer
- Used for DTC soft close drawer 3008025
- Can also be utilized with front panel 3008030
- Sold in pairs

Code	Description
3008025	DTC Internal Drawer Front Clip 86mm (pair)

Drawer & Cabinet Accessories

WOODEN EXPANDABLE CUTLERY TRAY



- Finish: beech
- High quality made wooden cutlery inserts
- 2 expandable sizes to facilitate all cutlery storage spaces
- Trays can be expanded sideways for extendable space
- Secondary expandable tray can be used to store larger utensils
- Safer storage of larger utensils
- Can be fitted inside any drawer boxes
- To facilitate drawers within 400-1000mm sized cabinets
- Much more practical than fixed sized cutlery trays
- Universal dimensions: 424mm depth x 50mm height
- External frame: 19.5mm
- Internal dividers: 10mm
- Side panel arch: 65°
- Larger 800-1000mm size has 3 additional compartments

Code	Description
3010570	Wooden Expandable Cutlery Tray 400-600mm
3010575	Wooden Expandable Cutlery Tray 800-1000mm

Components for the Kitchen & Furniture Trade

METALLIC CUTLERY INSERT



- Material: durable plastic
- Grey metallic insert complimentary to soft close drawers
- Can be removed for easy cleaning
- Available sizes: 300mm, 400mm, 450mm, 500mm, 600mm, 800mm, 900mm & 1000mm
- Depth: 420mm
- Height: 50mm

Code	Description
2801510	Metallic Cutlery Insert for 300mm Drawer
2801520	Metallic Cutlery Insert for 400mm Drawer
2801522	Metallic Cutlery Insert for 450mm Drawer
2801523	Metallic Cutlery Insert for 500mm Drawer
2801526	Metallic Cutlery Insert for 600mm Drawer
2801529	Metallic Cutlery Insert for 800mm Drawer
2801532	Metallic Cutlery Insert for 900mm Drawer
2801535	Metallic Cutlery Insert for 1000mm Drawer

PEG BASE FOR SOFT CLOSE DRAWER



- Finish: rustic beech with clear lacquer
- This peg drawer plate is designed to compliment any soft close drawer system
- 12 pegs are included
- Can be cut to off standard size if required
- Available sizes: 900mm & 1000mm

Code	Description
3010300	Peg Base for Soft Close Drawer 800mm
3010305	Peg Base for Soft Close Drawer 900mm
3010310	Peg Base for Soft Close Drawer 1000mm
3010315	Spare Peg Set For Peg Base

PULL OUT IRONING BOARD



- For installation in the drawer space of most standard base cabinets
- When the drawer is opened the supports automatically extend
- Hinging front section permits trousers, shirts to be pulled easily over the board
- Internal cabinet width required between 360mm & 500mm
- Minimum cabinet depth of 500mm required
- Pulls out fully and then unfolds giving you 1m of clearance

Code	Description
2801005	Pull Out Ironing Board

IRON & IRONING BOARD HOLDER



- A simple holder to help store an iron and ironing board
- Easy to install either to cabinet, door or wall mounted
- Welded steel construction, polished chrome plated finish
- Individually boxed with screws included

Code	Description
2801008	Iron & Ironing Board Holder



3 DRAWERS & DRAWER SLIDES

TELESCOPIC TWO ARM TOWEL RAIL



- A telescopic towel rail that can be mounted horizontally to the cabinet or to the underside of any work surface
- Finish: matt aluminium
- Quick and easy installation
- Individually boxed, fixing screws included

Code	Description
2801015	Telescopic Two Arm Towel Rail

ALUMINIUM STYLE GLASS DOOR



- A range of doors that look like aluminium frame doors but are in fact wooden
- Come with frosted glass and look great in a modern style kitchen
- Ideal for use with bi fold lift up systems or as stand alone feature doors
- Wooden frame can be bored giving greater choice of use of hinges and handle options
- The look and feel of an aluminium door at a more competitive price
- Available sizes: 355mm & 715mm

Code	Description
1000100	Aluminium Style Glass Door 715mm x 395mm
1000110	Aluminium Style Glass Door 715mm x 495mm
1000140	Aluminium Style Glass Door 355mm x 595mm
1000150	Aluminium Style Glass Door 355mm x 795mm
1000155	Aluminium Style Glass Door 355mm x 895mm
1000160	Aluminium Style Glass Door 355mm x 995mm

WOODEN FILM & FOIL HOLDER



- Finish: beech
- Elegant beech finished holder for tin foil and cling film
- 2 x serrated panels for cutting rolls
- Will take rolls with a max width of 360mm
- Dimensions: 390 x 170 x 50mm

Code	Description
3010550	Wooden Film & Foil Holder

GRIP & GRAB NON SLIP MAT



- Wonderfully practical anti slip matt
- Multi purpose non slip surface
- Can be easily cut with scissors or stanley blade
- Roll width: 300mm
- Roll length: 1250mm
- Popular soft close basket accessory
- Can be used for all types of storage and everyday solutions

Code	Description
3003600	Grip And Grab Non Slip Mat 125cm x 30cm

NON SLIP MAT FOR SOFT CLOSE DRAWER



- Reduces noise and protects drawers and shelves against scratches
- The sheet has a non slip surface
- Length: 2mm roll

Code	Description
3003500	Non Slip Mat For Soft Close Drawer 2m



Therefore you can rest assured, all DTC drawers are manufactured to the highest standards of quality, durability, performance and longevity.

Projektnummer: 1001-01		Projektname: (12)163367/ENF 01-02	
Auftraggeber: (Name) (Firma) (Adresse) (Postleitzahl) (Telefon) (Fax) (E-Mail)		Auftragsnummer: (12)163367/ENF 01-02	
Projektziele: (Ziele) (Maßnahmen) (Ergebnisse)		Projektbudget: (Kosten) (Einnahmen) (Gewinn)	
Projektorganisation: (Mitarbeiter) (Funktion) (Ansprechpartner)		Projektstatus: (Fortschritt) (Risiko) (Prognose)	
Projektbeschreibung: (Ziele) (Maßnahmen) (Ergebnisse)		Projektabschluss: (Fortschritt) (Risiko) (Prognose)	
Projektabschluss: (Fortschritt) (Risiko) (Prognose)		Projektabschluss: (Fortschritt) (Risiko) (Prognose)	



4. SINKS & TAPS





4. SINKS & TAPS

Kitchen Sinks	90
Kitchen Taps	108
Sink & Plumbing Fittings	121

Kitchen Sinks

PYRAMIS CONTRACT SINGLE BOWL SINK



- Finish: stainless steel
 - Steel gauge: 0.8mm
 - Steel type: 18610
 - Reversible
 - Features: welded bowl
 - Waste kit included
- Dimensions:
 - Outer: 940 x 490mm
 - Bowl: 400 x 340 x 150mm
 - Minimum base unit: 450mm

Code	Description
2600001	Pyramis Single Bowl Sink .8mm 940 x 490mm

PYRAMIS DERBY SINGLE BOWL SINK



- Finish: stainless steel
 - Steel gauge: 0.8mm
 - Steel type: 18610
 - Reversible
 - Waste kit included
- Dimensions:
 - Outer: 790 x 500mm
 - Bowl: 340 x 400 x 150mm
 - Minimum base unit: 450mm

Code	Description
2600010	Pyramis Derby Single Bowl Sink 790 x 500mm

PYRAMIS SPARTA SINGLE BOWL SINK



- Finish: stainless steel
 - Steel gauge: 0.8mm
 - Steel type: 18610
 - Reversible
 - Ideal kitchen sink for apartments, flats, cooking stations and mobile homes
 - Waste kit included
- Dimensions:
 - Outer: 620 x 500mm
 - Bowl: 340 x 400 x 150mm
 - Minimum base unit: 450mm

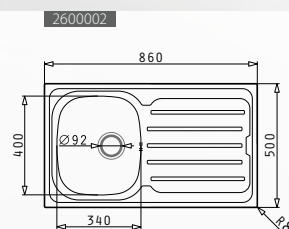
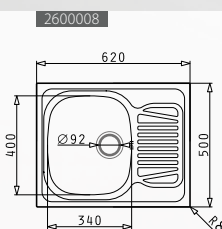
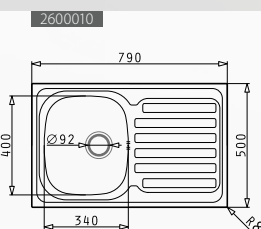
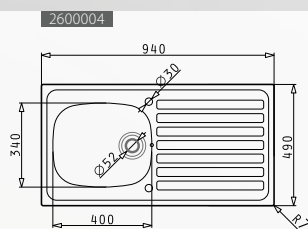
Code	Description
2600008	Pyramis Sparta Single Bowl Sink 620 x 500mm

PYRAMIS VERA SINGLE BOWL SINK



- Finish: stainless steel
 - Steel gauge: 0.8mm
 - Steel type: 18610
 - Reversible
 - Waste kit included
- Dimensions:
 - Outer: 860 x 500mm
 - Bowl: 300 x 130mm
 - Minimum base unit: 400mm

Code	Description
2600002	Pyramis Vera Single Bowl Sink





Contract Single Bowl Sink



Components for the Kitchen & Furniture Trade

PYRAMIS VERA BOWL & 1/2 SINK



- Finish: stainless steel
- Steel gauge: 0.8mm
- Steel type: 18610
- Reversible
- Waste kit included

- Dimensions:
- Outer: 1000 x 500mm
- Bowl: 320 x 120mm
- Half bowl: 150 x 100mm
- Minimum base unit: 600mm

Code	Description
2600004	Pyramis Vera Bowl & 1/2 Sink

PYRAMIS ALEA BOWL & 1/2 SINK



- Finish: stainless steel
- Steel gauge: 0.8mm
- Steel type: 18610
- Reversible
- Waste kit included

- Dimensions:
- Outer: 1000 x 500mm
- Bowl: 340 x 400mm
- Half bowl: 170 x 290mm
- Minimum base unit: 600mm

Code	Description
2600038	Pyramis Alea Sink Bowl & 1/2 Sink 1000 x 500mm

PYRAMIS ALEA SINGLE BOWL SINK



- Finish: stainless steel
- Steel gauge: 0.8mm
- Steel type: 18610
- Reversible
- Waste kit included

- Dimensions:
- Outer: 860 x 500mm
- Bowl: 340 x 400 x 150mm
- Minimum base unit: 450mm

Code	Description
2600034	Pyramis Alea Sink Single Bowl 850 x 500mm

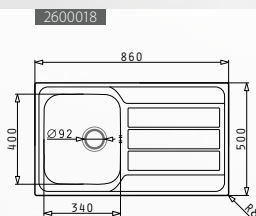
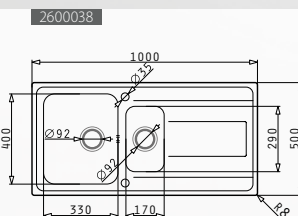
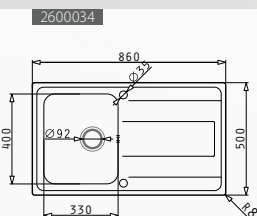
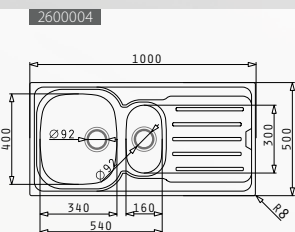
PYRAMIS ATHENA SINGLE BOWL SINK



- Finish: stainless steel
- Steel gauge: 0.8mm
- Steel type: 18610
- Reversible
- Waste kit included

- Dimensions:
- Outer: 860 x 500mm
- Bowl: 340 x 400 x 150mm
- Minimum base unit: 450mm

Code	Description
2600018	Pyramis Athena Single Bowl Sink 850 x 500mm





Vera Bowl & 1/2 Sink



Components for the Kitchen & Furniture Trade

PYRAMIS ATHENA BOWL & 1/2 SINK



- Finish: stainless steel
- Steel gauge: 0.8mm
- Steel type: 18610
- Reversible
- Waste kit included

- Dimensions:
 - Outer: 1000 x 500mm
 - Bowl: 340 x 400mm
 - Half bowl: 170 x 275mm
 - Minimum base unit: 500mm

Code	Description
2600022	Pyramis Athena Sink Bowl & 1/2 Sink 1000 x 500mm

PYRAMIS GALAXY SINGLE BOWL SINK



- Finish: stainless steel
- Steel gauge: 0.8mm
- Steel type: 18610
- Reversible
- Waste kit included

- Dimensions:
 - Outer: 960 x 480mm
 - Bowl: 400 x 400 x 200mm
 - Minimum base unit: 500mm

Code	Description
2600025	Pyramis Galaxy Single Bowl Sink 960 x 480mm

PYRAMIS GALAXY BOWL & 1/2 SINK



- Finish: stainless steel
- Steel gauge: 0.8mm
- Steel type: 18610
- Reversible
- Waste kit included

- Dimensions:
 - Outer: 960 x 480mm
 - Bowl: 340 x 400 x 150mm
 - Half bowl: 165 x 290 x 120mm
 - Minimum base unit: 600mm

Code	Description
2600030	Pyramis Galaxy Bowl & 1/2 Sink 960 x 480mm

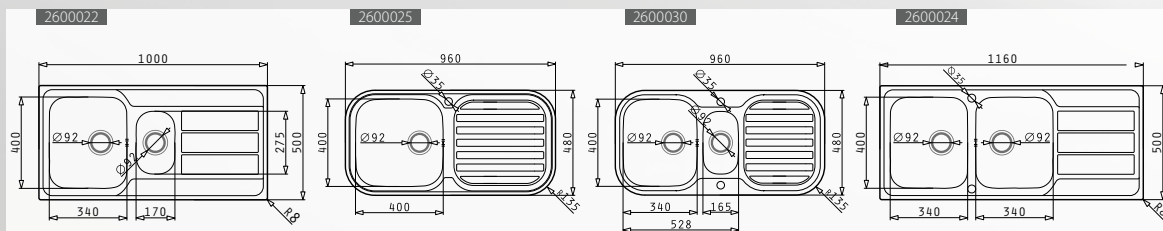
PYRAMIS ATHENA DOUBLE BOWL SINK



- Finish: stainless steel
- Steel gauge: 0.8mm
- Steel type: 18610
- Reversible
- Unlike contract equivalents, any single mixer tap will function with this sink
- Features: bevel precision edge to ensure flush fitting
- Waste kit included

- Dimensions:
 - Outer: 1160 x 500mm
 - Bowl: 340 x 400 x 140mm x 2
 - Minimum base unit: 800mm

Code	Description
2600024	Pyramis Athena Double Bowl Sink 1160 x 500mm





Alea Single Bowl Sink



Components for the Kitchen & Furniture Trade

PYRAMIS DOUBLE BOWL DOUBLE DRAINER SINK



- Finish: stainless Steel
- Steel type: 18610
- Steel gauge: 0.6mm
- Commonly used in catering, hotel, industrial and school facilities
- Waste kit included
- 2 x 30mm cut out holes for hot and cold feed
- Dimensions:
 - Outer: 1800 x 510mm
 - Bowl: 400 x 340 x 150mm x 2

Code	Description
2600340	Pyramis Double Bowl Double Drainer Sink

PYRAMIS ROYAL MINI SINK



- Finish: stainless steel
- Steel gauge: 0.8mm
- Steel type: 18610
- Waste kit included
- Dimensions:
 - Diameter: 355mm
 - Bowl: Curves to 140mm
 - Height: 160mm
 - Minimum base unit: 400mm

Code	Description
2600070	Pyramis Preparation Round Royal Mini Sink

PYRAMIS SINGLE BOWL SINK WITH 2 TAP HOLES



- Finish: stainless steel
- Steel gauge: 0.8mm
- Steel type: 18610
- Waste kit included
- Sink position defined by draining board
- Dimensions:
 - Outer: 940 x 490mm
 - Bowl: 400 x 340 x 150mm
 - Minimum base unit: 450mm

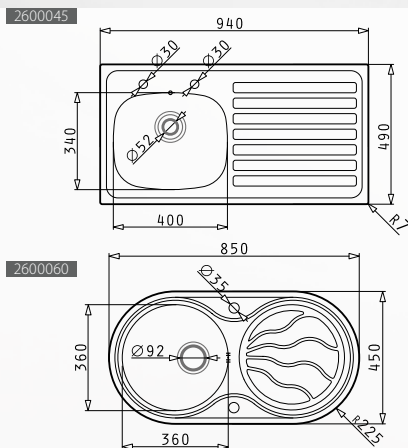
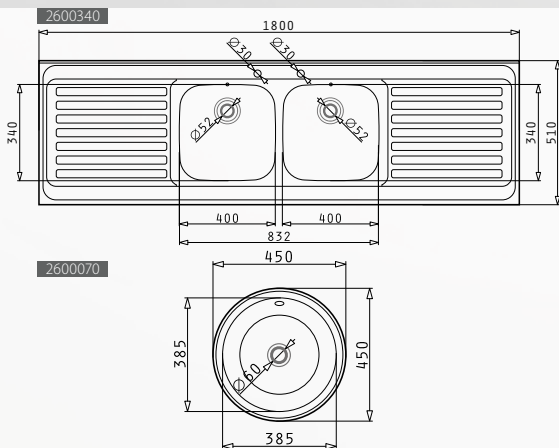
Code	Description
2600040	Pyramis Single Bowl Sink with 2 Tap Holes R/H Drainer
2600045	Pyramis Single Bowl Sink with 2 Tap Holes L/H Drainer

PYRAMIS ROUND BOWL ROUND DRAINER SINK



- Finish: stainless steel
- Steel gauge: 0.8mm
- Steel type: 18610
- Reversible
- Waste kit included
- Dimensions:
 - Outer: 850 x 450mm
 - Bowl: 360 x 150mm
 - Minimum base unit: 450mm

Code	Description
2600060	Pyramis Round Bowl Round Drainer Sink 850 x 450mm





Athena Single Bowl Sink



PYRAMIS ROUND BOWL SINK



- Finish: stainless steel
- Steel gauge: 0.8mm
- Steel type: 18610
- Dimensions:
 - Outer: 450mm
 - Bowl: 385 x 150mm
 - Minimum base unit: 450mm
- Waste kit included

Code	Description
2600050	Pyramis Round Bowl Sink

PYRAMIS ROUND BOWL SINK WITH TAP HOLE



- Finish: stainless steel
- Steel gauge: 0.8mm
- Steel type: 18610
- Dimensions:
 - Outer: 485mm
 - Bowl: 385 x 163mm
 - Minimum base unit: 450mm
- Waste kit included

Code	Description
2600055	Pyramis Round Bowl Sink with Tap Hole

PYRAMIS DIONE UNDERMOUNT BOWL & 1/2 SINK



- Finish: stainless steel
- Steel gauge: 0.8mm
- Steel type: 18610
- Reversible
- Waste kit included
- Radial cut out template for granite worktops provided
- Dimensions:
 - Outer: 590 x 450mm
 - Bowl: 340 x 400 x 180mm
 - Half bowl: 120 x 240 x 120mm
 - Minimum base unit: 600mm

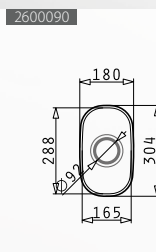
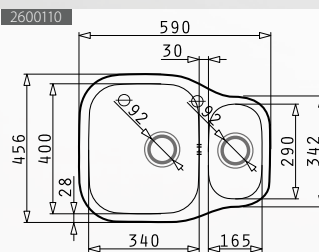
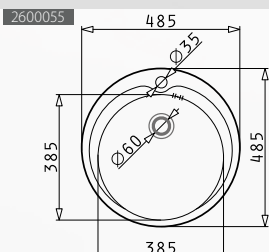
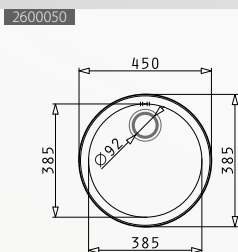
Code	Description
2600110	Pyramis Dione Undermount Bowl & 1/2 Sink 590 x 450mm

PYRAMIS IRIS SMALL UNDERMOUNT SINK



- Finish: stainless steel
- Steel Gauge: 0.8mm
- Steel Type: 18610
- Waste kit included
- Radial cut out template for granite worktops provided
- Dimensions:
 - Outer: 304 x 180mm
 - Bowl: 288 x 165 x 120mm
 - Minimum base unit: 300mm

Code	Description
2600090	Pyramis Iris Small Undermount Sink 166 x 290mm





Round Bowl Round Drainer Sink



Components for the Kitchen & Furniture Trade

PYRAMIS IRIS MEDIUM UNDERMOUNT SINK



- Finish: stainless steel
- Steel gauge: 0.8mm
- Steel type: 18610
- Waste kit included
- Radial cut out template for granite worktops provided
- Dimensions:
 - Outer: 423 x 423mm
 - Bowl: 400 x 400 x 200mm
 - Minimum base unit: 450mm

Code	Description
2600100	Pyramis Iris Medium Undermount Sink 400 x 400mm

PYRAMIS IRIS LARGE UNDERMOUNT SINK



- Finish: stainless steel
- Steel gauge: 0.8mm
- Steel type: 18610
- Waste kit included
- Radial cut out template for granite worktops provided
- Dimensions:
 - Outer: 523 x 424mm
 - Bowl: 500 x 400 x 200mm
 - Minimum base unit: 600mm

Code	Description
2600105	Pyramis Iris Large Undermount Sink 500 x 400mm

PYRAMIS LYDIA SMALL SQUARE UNDERMOUNT SINK



- Finish: stainless steel
- Steel gauge: 0.8mm
- Steel type: 18610
- Features: rounded edges
- Used in conjunction with the medium or large bowl undermount sinks to give the option of a bowl and half undermount sink
- Dimensions:
 - Outer: 210 x 440mm
 - Bowl: 170 x 400 x 140mm
 - Minimum base unit: 300mm
- Waste kit included
- Radial cut out template for granite worktops provided

Code	Description
2600200	Pyramis Lydia Small Square Undermount Sink 170 x 400mm

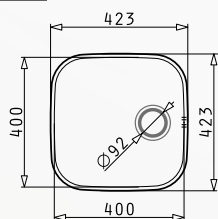
PYRAMIS LYDIA MEDIUM SQUARE UNDERMOUNT SINK



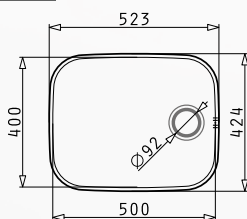
- Finish: stainless steel
- Steel gauge: 0.8mm
- Steel type: 18610
- Features: rounded internal edges
- Radial cut out template for granite worktops provided
- Dimensions:
 - Outer: 440 x 440mm
 - Bowl: 400 x 400 x 200mm
 - Minimum base unit: 450mm
- Waste kit included

Code	Description
2600205	Pyramis Lydia Medium Square Undermount Sink 400 x 400mm

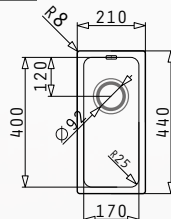
2600100



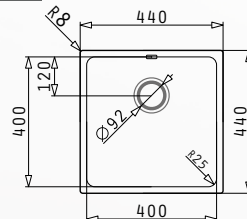
2600105



2600200



2600205





Lydia Medium Square Undermount Sink



Components for the Kitchen & Furniture Trade

PYRAMIS LYDIA SQUARE LARGE UNDERMOUNT SINK



- Finish: stainless steel
- Steel gauge: 0.8mm
- Steel type: 18610
- Features: rounded edges
- Radial cut out template for granite worktops provided
- Dimensions:
 - Outer: 540 x 440mm
 - Bowl: 500 x 400 x 200mm
 - Minimum base unit: 600mm
- Waste kit included

Code	Description
2600210	Pyramis Lydia Square Large Undermount Sink 500 x 400mm

SANINDUSA LUSITANO WHITE CERAMIC BOWL & 1/2 SINK



- Finish: white gloss
- Sink position defined by draining board
- Pre-bored 35mm tap hole for ease of fitting
- Material: ceramic
- Dimensions:
 - Outer: 1000 x 500mm
 - Bowl: 330 x 370 x 190mm
 - Half bowl: 130 x 265 x 105mm
 - Minimum base unit: 500mm
- Waste kit included

Code	Description
2710602	Sanindusa Lusitano White Ceramic Bowl & 1/2 Sink L/H Drainer
2710604	Sanindusa Lusitano White Ceramic Bowl & 1/2 Sink R/H Drainer

SANINDUSA LUSITANO WHITE CERAMIC SINGLE BOWL SINK



- Finish: white gloss
- Pre-bored 35mm tap hole to make easier to install
- Sink position defined by draining board
- Material: ceramic
- Dimensions:
 - Outer: 860 x 500mm
 - Bowl: 330 x 380 x 185mm
 - Minimum base unit: 400mm
- Waste kit included

Code	Description
2710600	Sanindusa Lusitano White Ceramic Single Bowl Sink L/H Drainer
2710601	Sanindusa Lusitano White Ceramic Single Bowl Sink R/H Drainer

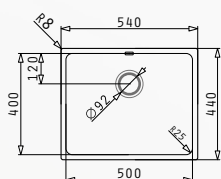
SANINDUSA WHITE CERAMIC BELFAST SINK



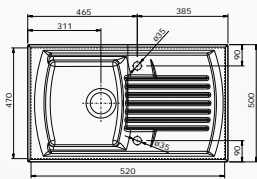
- Finish: white
- Dimensions: 595 x 455 x 250mm
- Manual valve chrome included
- Material: ceramic
- Minimum base unit: 600mm
- Features: weir overflow

Code	Description
2710610	Sanindusa White Ceramic Single Bowl Belfast Sink 600mm

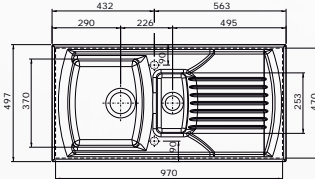
2600210



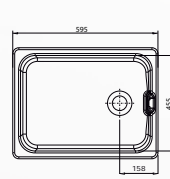
2710601



2710604



2710610





White Ceramic Belfast Sink



Components for the Kitchen & Furniture Trade

WHITE CERAMIC LARGE UNDERMOUNT SINK



- Finish: white
- Dimensions: 455 x 475 x 198mm
- Waste kit included
- Can be installed either above or below worktop
- Matching half bowl available
- Weight: 28kg
- Material: ceramic
- Minimum base unit: 500mm

Code	Description
2710630	White Ceramic Large Undermount Sink 475 x 455mm

WHITE CERAMIC SMALL UNDERMOUNT SINK



- Finish: white
- Dimensions: 250 x 475 x 154mm
- For small unit or half bowl option
- Waste kit included
- Can be installed either above or below worktop
- Matching large bowl available
- Weight: 14kg
- Material: ceramic
- Minimum base unit: 300mm

Code	Description
2710635	White Ceramic Small Undermount Sink 475 x 250mm

PYRAMIS ALAZIA WHITE COMPOSITE SINGLE BOWL SINK



- Finish: snow white
- Material: composite Pyragranite
- Reversible
- Waste kit included
- Easy to clean
- Heat, impact and scratch resistant

- Dimensions:
 - Outer: 860mm x 500mm
 - Bowl: 420 x 340 x 200mm
 - Minimum base unit: 450mm

Code	Description
2710503	Pyramis Alazia White Composite Single Bowl Sink

PYRAMIS ALAZIA WHITE ALAZIA COMPOSITE BOWL & HALF SINK

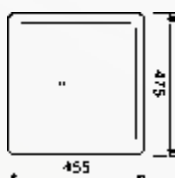


- Finish: snow white
- Material: composite Pyragranite
- Reversible
- Waste kit included
- Easy to clean
- Heat, impact and scratch resistant

- Dimensions:
 - Outer: 1000 x 500mm
 - Bowl: 420 x 340 x 200mm
 - Half bowl: 340 x 160 x 140mm
 - Minimum base unit: 600mm

Code	Description
2710513	Pyramis Alazia White Composite Bowl & Half Sink

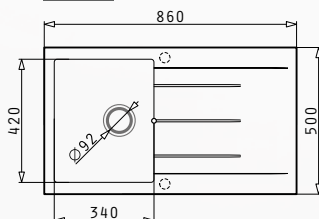
2710630



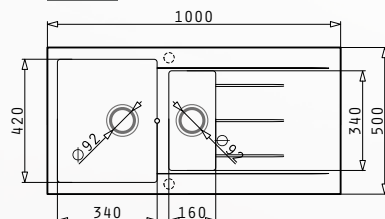
2710635



2710503



2710513





Alazia White Composite Single Bowl Sink



Components for the Kitchen & Furniture Trade

PYRAMIS ALAZIA BLACK COMPOSITE SINGLE BOWL SINK



- Finish: black
 - Material: composite Pyragranite
 - Reversible
 - Waste kit included
 - Easy to clean
 - Heat, impact and scratch resistant
- Dimensions:
 - Outer: 860 x 500mm
 - Bowl: 420 x 340 x 200mm
 - Minimum base unit: 450mm

Code	Description
2710500	Pyramis Alazia Black Composite Single Bowl Sink

PYRAMIS ALAZIA BLACK COMPOSITE BOWL & HALF SINK



- Finish: black
 - Material: composite Pyragranite
 - Reversible
 - Waste kit included
 - Easy to clean
 - Heat, impact and scratch resistant
- Dimensions:
 - Outer: 1000 x 500mm
 - Bowl: 420 x 340 x 200mm
 - Half Bowl: 340 x 160 x 140mm
 - Minimum base unit: 450mm

Code	Description
2710510	Pyramis Composite Bowl And Half Sink Black

PYRAMIS ALAZIA SANDSTONE COMPOSITE SINGLE BOWL SINK



- Finish: sandstone cream
 - Material: composite Pyragranite
 - Reversible
 - Waste kit included
 - Easy to clean
 - Heat, impact and scratch resistant
- Dimensions:
 - Outer: 860 x 500mm
 - Bowl: 340 x 420 x 200mm
 - Minimum base unit: 450mm

Code	Description
2710505	Pyramis Alazia Sandstone Composite Single Bowl Sink

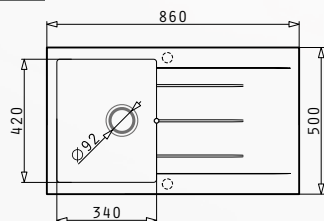
PYRAMIS ALAZIA SANDSTONE COMPOSITE BOWL & HALF SINK



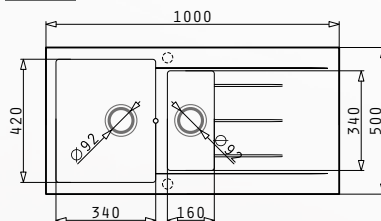
- Finish: sandstone cream
 - Reversible
 - Waste kit included
- Dimensions:
 - Outer: 1000 x 500mm
 - Bowl: 420 x 340 x 200mm
 - Half bowl: 340 x 160 x 140mm
 - Minimum base unit: 450mm

Code	Description
2710515	Pyramis Alazia Sandstone Composite Bowl & Half Sink

2710500 2710505



2710510 2710515





Alazia Sandstone Composite Bowl & Half Sink



Kitchen Taps

MVI ALTO TOP LEVER TAP



- Finish: stainless steel
- Single flow mixer tap
- Non return valve
- Long reach spout
- WRAS approved
- Minimum bar pressure: 0.3 bar
- Cut-out: 35mm
- Height: 180mm
- Reach: 270mm
- Fittings included

Code	Description
2720032	MVI Alto Top Lever Tap

MVI CHICAGO TOP LEVER TAP



- Finish: polished chrome
- Durable brass bodied top lever tap
- Non return valve
- Copper pipping for better water pressure
- WRAS approved
- Minimum bar pressure: 0.3 bar
- Cut-out: 35mm
- Height: 185mm
- Reach: 245mm
- Fittings included
- 5 year warranty

Code	Description
2720034	MVI Chicago Top Lever Tap

MVI DECKMIXER TAP



- Finish: stainless steel
- For 2 tap hole sinks
- Required tap for two holed contract sinks
- Ceramic cartridge
- WRAS approved
- Minimum bar pressure: 0.3 bar
- Cut-out: 32mm x 2
- Hole centres: 181mm
- Height: 190mm
- Reach: 185mm
- 5 year warranty
- Fittings included

Code	Description
2720065	MVI Deckmixer Tap

MVI IDAHO SWAN NECK TAP



- Finish: polished chrome
- Features: modern square design
- 1/4 turn valves
- Hot cold markings
- Full rotation
- WRAS approved
- Minimum bar pressure: 0.3 bar
- Cut-out: 35mm
- Height: 331mm
- Reach: 199mm
- 5 year warranty
- Fittings included

Code	Description
2720028	MVI Idaho Swan Neck Tap



MVI NEW YORK 1/4 TURN TAP

- Reduce water flow without affecting the pressure
- Saves water
- Finish: polished chrome
- Minimum bar pressure: 0.3 bar
- 1/4 turn valves
- Dual flow spout
- WRAS approved
- Cut-out: 35mm
- Height: 201mm
- Reach: 198mm
- Fittings included
- 5 year warranty



Code	Description
2720055	MVI New York 1/4 Turn Tap



Components for the Kitchen & Furniture Trade

MVI COLUMBIA TAP WITH MATCHING HANDLES



- Finish: polished chrome
- Reduce water flow without affecting pressure, saving water
- Dual flow spout
- Artisan signature font to mark hot and cold
- 1/4 turn valves
- WRAS approved
- Minimum bar pressure: 0.3 bar
- Cut-out: 35mm
- Height: 346mm
- Reach: 187mm
- Fittings included
- 5 year warranty

Code	Description
2720062	MVI Columbia Tap with Matching Handles

MVI COLUMBIA TAP WITH CERAMIC HANDLES



- Finish: polished chrome with white ceramic
- Reduce water flow without affecting pressure, saving water
- Dual flow spout
- Artisan signature font to mark hot and cold
- 1/4 turn valves
- WRAS approved
- Minimum bar pressure: 0.3 bar
- Cut-out: 35mm
- Height: 346mm
- Reach: 187mm
- Fittings included
- 5 year warranty

Code	Description
2720060	MVI Columbia Tap with Ceramic Handles

MVI UTAH MODERN STYLE TAP



- Finish: polished chrome
- 1/4 turn valves
- WRAS approved
- Minimum bar pressure: 0.5 bar
- Cut-out: 35mm
- Height: 393mm
- Reach: 174mm
- 5 year warranty
- Fittings included

Code	Description
2720025	MVI Utah Modern Style Tap

MVI BRIDGE TAP



- Double handle turn
- Copper piping for better water pressure
- Finish: polished chrome
- Popular with traditional kitchens
- Popular match with Belfast and Butler sinks
- Elegant option for two holed sinks
- Not suitable for single holed sinks
- Artisan signature font to mark hot and cold
- WRAS approved
- Minimum bar pressure: 0.3 bar
- Cut-out: 32mm x 2
- Hole centres: 181mm
- Height: 246mm
- Reach: 235mm
- Fittings included
- 5 year warranty

Code	Description
2720063	MVI Bridge Tap with Matching Handles



4. SINKS & TAPS

MVI Capri Pull Out Tap



MVI DAVENPORT TAP



- Material: brass
- Finish: polished chrome
- WRAS approved
- Minimum bar pressure: 0.3 bar
- Cut-out: 35mm
- Height: 350mm
- Reach: 190mm
- 5 year warranty
- Fittings included

Code	Description
2720091	MVI Davenport Polished Chrome Tap

MVI CAPRI PULL OUT TAP



- Pull out spray head tap
- Finish: polished chrome
- Single flow outlet
- Hose: 2 metres
- Perfect for kitchens with undermount sinks and utility rooms
- WRAS approved
- Minimum bar pressure: 0.5 bar
- Cut-out: 35mm
- Height: 180mm
- Reach: 260mm
- Fittings included
- 5 year warranty

Code	Description
2720068	MVI Capri Pull Out Tap

MVI TRITON PROFESSIONAL SPRAY TAP



- Pull down spray head tap with solid frame
- Material: brass
- Finish: polished chrome
- Side lever 25 degree valve for regular tap function
- Push control for spray
- Needle jet spray
- Cascading hose
- Solid bracket to hold tap when in fixed position
- Minimum bar pressure: 0.8 bar
- Cut-out: 35mm
- Base shell: 52mm
- Height: 535mm
- Reach: 210mm
- Hose length: 900mm
- Spray head diameter: 55mm
- A perfect combination of practicality and stunning modern design
- WRAS approved
- 5 year warranty

Code	Description
2710980	MVI Triton Professional Spray Chrome Tap

MVI ROCOCO CHROME TAP



- Finish: polished chrome
- 1/4 turn valves
- WRAS approved
- Minimum bar pressure: 0.3 bar
- Cut-out: 35mm
- Height: 365mm
- Reach: 207mm
- 5 year warranty
- Fittings included

Code	Description
2720070	MVI Rococo Chrome Tap

MVI ROCOCO BRUSHED CHROME TAP



- 1/4 turn valves
- Finish: brushed chrome
- WRAS approved
- Minimum bar pressure: 0.3 bar
- Cut-out: 35mm
- Height: 365mm
- Reach: 207mm
- 5 year warranty
- Fittings included

Code	Description
2720075	MVI Rococo Brushed Chrome Tap



4. SINKS & TAPS

MVI Tutti Chrome Tap



MVI TUTTI CHROME TAP



- Finish: polished chrome
- 1/4 turn valves
- WRAS approved
- Minimum bar pressure: 0.2 bar
- Cut-out: 35mm

- Height: 375mm
- Reach: 207mm
- 5 year warranty
- Fittings included

Code	Description
2720080	MVI Tutti Chrome Tap

MVI TUTTI BRUSHED CHROME TAP



- Finish: brushed chrome
- 1/4 turn valves
- WRAS approved
- Minimum bar pressure: 0.2 bar
- Cut-out: 35mm

- Height: 375mm
- Reach: 207mm
- 5 year warranty
- Fittings included

Code	Description
2720085	MVI Tutti Brushed Chrome Tap

MVI CHERIKA SQUARE BRUSHED NICKEL TAP



- Finish: brushed nickel
- Features: sleek square design
- 1/4 turn valves
- WRAS approved
- Minimum bar pressure: 0.5 bar
- Cut-out: 35mm
- Height: 376mm
- Reach: 197mm
- 5 year warranty
- Fittings included

Code	Description
2720089	MVI Cherika Square Brushed Nickel Tap

MVI CHERIKA SQUARE CHROME TAP



- Finish: polished chrome
- Features: sleek square design
- 1/4 turn valves
- WRAS approved
- Minimum bar pressure: 0.5 bar
- Cut-out: 35mm
- Height: 376mm
- Reach: 197mm
- 5 year warranty
- Fittings included

Code	Description
2720087	MVI Cherika Square Chrome Tap

MVI COLORADO SIDE LEVER TAP



- Finish: polished chrome
- Features: stylish modern side lever
- Ceramic disc valve
- WRAS approved
- Minimum bar pressure: 0.3 bar
- Fittings included
- Cut-out: 35mm
- Height: 360mm
- Reach: 265mm
- 5 year warranty

Code	Description
2720020	MVI Colorado Modern Style Side Lever Tap

MVI MIAMI 1/4 TURN TAP



- Finish: polished chrome
- Allows you to reduce water flow without affecting the pressure
- WRAS approved
- Minimum bar pressure: 0.3 bar
- Cut-out: 35mm
- Height: 316mm
- Reach: 145mm
- Fittings included
- 5 year warranty

Code	Description
2720040	MVI Miami 1/4 Turn Tap



4. SINKS & TAPS

MVI SAVITA TAP

- Material: brass
- Finish: polished chrome
- WRAS approved
- Minimum bar pressure: 0.3 bar
- Cut-out: 35mm
- Height: 330mm
- Reach: 200mm
- Fittings included
- 5 year warranty



Code	Description
2720093	MVI Savita Twin Lever U Spout Tap



MVI OHIO 1/4 TURN TAP



- Stylish modern swan neck tap
- Material: brass
- Finish: polished chrome
- 1/4 valves
- Hot cold markings
- WRAS approved
- 5 year warranty
- Minimum bar pressure: 0.3 bar
- Cut-out: 35mm
- Height: 330mm
- Reach: 200mm
- Crosshead valves: 70mm
- Fittings included

Code	Description
2720038	MVI Ohio 1/4 Turn Tap

MVI SANTA FE TAP



- Finish: polished chrome
- Ceramic cartridge
- WRAS approved
- Minimum bar pressure: 0.3 bar
- 5 year warranty
- Cut-out: 35mm
- Height: 326mm
- Reach: 185mm
- Fittings included

Code	Description
2720035	MVI Santa Fe Tap

PYRAMIS COMPOSITE BLACK TOP LEVER TAP



- Beautiful smooth granite finish to match black composite sink
- Non return valve
- Features: long reach spout
- Minimum bar pressure: 0.5 bar
- Cut-out: 35mm
- Height: 160mm
- Reach 200mm
- Fittings included

Code	Description
2710550	Pyramis Composite Black Top Lever Tap

PYRAMIS COMPOSITE SANDSTONE TOP LEVER TAP



- Beautiful smooth granite finish to match sandstone composite sink
- Non return valve
- Features: long reach spout
- Minimum bar pressure: 0.5 bar
- Cut-out: 35mm
- Height: 160mm
- Reach 200mm
- Fittings included

Code	Description
2710560	Pyramis Composite Sandstone Top Lever Tap

PYRAMIS COMPOSITE WHITE TOP LEVER TAP



- Beautiful smooth granite finish to match white composite sink
- Non return valve
- Features: long reach spout
- Minimum bar pressure: 0.5 bar
- Cut-out: 35mm
- Height: 160mm
- Reach 200mm
- Fittings included

Code	Description
2710555	Pyramis Composite White Top Lever Tap

MVI KANSAS CHROME TAP



- Finish: polished chrome
- WRAS approved
- Popular choice of tap for ceramic sinks
- Fittings included
- Cut-out: 35mm
- Minimum bar pressure: 0.3 bar
- Height: 235mm
- Reach: 230mm
- 5 year warranty

Code	Description
2720042	MVI Kansas Old Style Chrome Tap

MVI KANSAS BRUSHED STEEL TAP



- Finish: brushed steel
- WRAS approved
- Popular choice of tap for ceramic sinks
- Fittings included
- Cut-out: 35mm
- Minimum bar pressure: 0.3 bar
- Height: 235mm
- Reach: 230mm
- 5 year warranty

Code	Description
2720043	MVI Kansas Old Style Brushed Steel Tap

MVI KANSAS BRONZE TAP



- Finish: bronze
- WRAS approved
- Popular choice of tap for ceramic sinks
- Fittings included
- Cut-out: 35mm
- Minimum bar pressure: 0.3 bar
- Height: 235mm
- Reach: 230mm
- 5 year warranty

Code	Description
2720044	MVI Kansas Old Style Bronze Tap



MVI NEVADA TOP LEVER TAP

- Finish: polished chrome
- Minimum bar pressure: 0.3 bar
- Cut-out: 35mm
- Height: 200mm
- Reach: 300mm
- 5 year warranty
- Fittings included



Code	Description
2720047	MVI Nevada Top Lever Tap



MVI MALIN TRI FLOW FILTER TAP



- Tri flow water filter dispenser
- Fresh clear drinking water available immediately
- Two separate outlets for filtered and hot/cold water
- Inside outlet for filtered drinking water
- Outside outlet for regular cold/hot water
- Can be retrofitted to any kitchen sink
- Features: stylish black lever for filtered water contrasted against polished chrome cylinder
- Material: brass
- Finish: gun metal black with polished chrome
- Minimum bar pressure: 0.5 bar
- Cut-out: 35mm
- Height: 294mm
- Reach: 206mm
- WRAS approved
- All connections to filter tank included
- Easy to install and replace filters
- Filter lifespan: 4000 litres
- Use filter feed purely for drinking water to increase filter lifespan
- 5 year warranty

Code	Description
2710975	MVI Malin Tri Flow Filter Gun Metal Tap

MVI HYDRA TRI FLOW FILTER TAP



- Finish: polished chrome
- Tri flow water filter dispenser
- Fresh clear drinking water available immediately
- Two separate outlets for filtered and hot/cold water
- Inside outlet for filtered drinking water
- Outside outlet for regular cold/hot water
- Can be retrofitted to any kitchen sink
- Material: brass
- 5 year warranty
- Minimum bar pressure: 0.5 bar
- Cut-out: 35mm
- Height: 294mm
- Reach: 206mm
- WRAS approved
- All connections to filter tank included
- Easy to install and replace filters
- Filter lifespan: 4000 litres
- Use filter feed purely for drinking water to increase filter lifespan

Code	Description
2710970	MVI Hydra Tri Flow Filter Chrome Tap

MVI OXYGEN HOT WATER TAP



- Finish: polished chrome
- Quality 98 degree 3 way hot water tap
- Single spout providing cold, 60 degree tepid and 98 degree hot water
- Child proof and very safe control button to release hot water
- Control valve has instant automatic recoil when released so hot water is never active when idle
- Spout is fully insulated and never hot on outside
- Great addition to any home, restaurant or workplace kitchen
- Tank capacity: 2.4 litres
- Tank comes with digital thermostat
- Scale filter included
- WRAS approved
- Minimum bar pressure: 2.0 bar
- Material: brass
- Cut-out: 35mm
- Height: 242mm
- Reach: 260mm
- Tank dimensions: 255 x 334 x 201mm
- Warranty:
 - 5 years on tap
 - 2 years on tank
 - Scale filter needs to be changed every 6 months to maintain tank warranty

Code	Description
2720098	MVI Oxygen 98 3 Way Hot Water Tap



4. SINKS & TAPS

Quooker®

Basic Chrome Tap



QUOOKER BASIC CHROME TAP



- Finish: polished chrome
- Dedicated instant boiling water tap
- 100 degree angle spout
- Enjoy instant boiled hot food and drink with no need to put on kettle
- Will transform everyday life of your kitchen
- Great addition to any home, restaurant or workplace kitchen sink
- Comes with 3 litre Pro3-VAQ tank

Code	Description
2720502	Quooker Basic Chrome Tap

QUOOKER BASIC BRUSHED CHROME TAP



- Finish: brushed chrome
- Dedicated instant boiling water tap
- 100 degree angle spout
- Enjoy instant boiled hot food and drink with no need to put on kettle
- Will transform everyday life of your kitchen
- Great addition to any home, restaurant or workplace kitchen sink
- Comes with 3 litre Pro3-VAQ tank

Code	Description
2720512	Quooker Basic Brushed Chrome Tap

QUOOKER FUSION ROUND CHROME TAP



- Finish: polished chrome
- Instant boiling water kitchen tap
- Single spout providing cold, hot and instant boiled water
- Childproof double push and turn safety valve to release boiled water
- Red light sensor to denote boiling water tap is active
- Enjoy instant tea, coffee, boiled eggs, noodles and soup
- Great addition to any home, restaurant or workplace kitchen
- Available with either a 3 litre Pro3 or VAQ7 litre COMBI tank

Code	Description
2720542	Quooker Fusion Round Chrome Tap
2720590	Quooker Fusion Round Combi Chrome Tap

QUOOKER FUSION SQUARE CHROME TAP



- Finish: polished chrome
- Instant boiling water and hot/cold kitchen tap
- Single spout mixer tap in Nordic design with duo levers
- Childproof double push and turn valve to release boiled water
- Red light sensor to denote boiling water tap is active
- For instant boiled eggs, noodles and hot drinks
- Great addition to any kitchen restaurant or canteen
- Available with either a 3 litre Pro3 or VAQ7 litre COMBI tank
- Square nordic theme in Fusion design

Code	Description
2720572	Quooker Fusion Square Chrome Tap
2720592	Quooker Fusion Square Combi Chrome Tap

QUOOKER FUSION ROUND BRUSHED CHROME TAP



- Finish: brushed chrome
- Instant boiling water kitchen tap
- Single spout providing cold, hot and instant boiled water
- Childproof double push and turn safety valve to release boiled water
- Red light sensor to denote boiling water tap is active
- Enjoy instant tea, coffee, boiled eggs, noodles and soup
- Great addition to any home, restaurant or workplace kitchen
- Available with either a 3 litre Pro3 or VAQ7 litre COMBI tank

Code	Description
2720552	Quooker Fusion Round Brushed Chrome Tap

QUOOKER FUSION SQUARE BRUSHED CHROME TAP



- Finish: brushed chrome
- Instant boiling water and hot/cold kitchen tap
- Single spout mixer tap in Nordic design with duo levers
- Childproof double push and turn valve to release boiled water
- Red light sensor to denote boiling water tap is active
- For instant boiled eggs, noodles and hot drinks
- Great addition to any kitchen restaurant or canteen
- Available with either a 3 litre Pro3 or VAQ7 litre COMBI tank
- Square nordic theme in Fusion design

Code	Description
2720582	Quooker Fusion Square Brushed Chrome Tap



4. SINKS & TAPS

QUOOKER WATER FILTER SWITCH



- Innovative regulating switch and filter for all kitchen taps
- Allows you to switch instantly from mains feed to clean filtered water
- Switch valve on top of counter with 1/4 turn function
- Active carbon filter installed below counter
- Filters mains water to cold filtered water instantly
- Switch finish: polished chrome and brushed chrome
- Filter needs to be replaced every six months
- Perfect addition to your Quooker Fusion Package

Code	Description
2720600	Quooker Water Filter Switch Chrome
2720610	Quooker Water Filter Switch Brushed Chrome

Sink & Plumbing Fittings

1/2 WASTE DISPOSAL UNIT HP



- Grinds food waste to fine particles
- No more problem bins and fewer trips outside
- Fits to just about any kitchen sink
- Noise Level: less than 70db
- Power: 550w (1/2hp)
- Weight: 3kg
- RPM: 2600rpm
- Includes an air switch

Code	Description
2601000	Waste Disposal Unit 1/2 HP & Air Switch

DROPSON EMI2500 UNIT + FILTER



- Prevents limescale buildup throughout the domestic water system by binding the calcium ions (CA) and the carbonate ions (CO3), crystallising them in a non-scaling structure leaving them suspended in the water and incapable of binding to the plumbing system and appliances
- Preserves all plumbing appliances
- Saves money on water heating bills
- Doesn't require salt
- Requires no maintenance
- No backwash approx 90L of water
- 5 year warranty
- Uses same amount of energy as a 40W energy saving light bulb
- Unlike other water filtration systems, it does not pass water into your system
- EMI2500: designed for households up to 3 bedrooms with 1 bathroom and 1 ensuite

Code	Description
2720650	Dropson EMI2500 Unit + Filter

DROPSON EMI4000 UNIT + FILTER



- Prevents limescale buildup throughout the domestic water system by binding the calcium ions (CA) and the carbonate ions (CO3), crystallising them in a non-scaling structure leaving them suspended in the water and incapable of binding to the plumbing system and appliances
- Preserves all plumbing appliances
- Saves money on water heating bills
- Doesn't require salt
- Requires no maintenance
- No backwash approx 90L of water
- 5 year warranty
- Uses same amount of energy as a 40W energy saving light bulb
- Unlike other water filtration systems, it does not pass water into your system
- EMI4000: designed for households with more than 3 bedrooms and 2 bathrooms

Code	Description
2720652	Dropson EMI4000 Unit + Filter

PYRAMIS SPARE WASTE FOR CONTRACT SINK



- Small waste kit for Pyramis contract sinks
- Includes: One mini trap and one flexi fitting pipe
- Pyramis cap included

Code	Description
2600800	Pyramis Spare Waste For Contract Sink

PYRAMIS SPARE WASTE FOR SINGLE BOWL SINK



- Waste kit for standard single bowl Pyramis sinks
- Includes: One trap and one flexi fitting pipe
- Pyramis cap included

Code	Description
2600810	Pyramis Spare Waste For Single Bowl Sink

PYRAMIS SPARE WASTE FOR BOWL & HALF SINK



- Waste kit for all Pyramis bowl and a half sinks
- Includes: two traps and one flexi pipe
- Pyramis cap included

Code	Description
2600820	Pyramis Spare Waste For Bowl & Half Sink

PYRAMIS PLUMBING KIT



- Additional plumbing kit for Pyramis bowl and a half sinks
- Pipping to connect two bowls together to flow to universal waste outlet
- Connection for dishwasher drainage

Code	Description
2600850	Pyramis Plumbing Kit

310 STRAIGHT BRASS COMPRESSION FITTING



- Finish: brass
- Available sizes: 1/2 and 3/4 inch
- Used for a straight rigid joint on half inch copper pipe

Code	Description
2603000	Plumbing Fitting Brass 1/2in 310
2603015	Plumbing Fitting Brass 3/4in 310

315 90° BRASS COMPRESSION FITTING



- Finish: brass
- Available sizes: 1/2 and 3/4 inch
- Used for a making a joint on half inch copper and Qualpex joint
- Angle: 90 degree

Code	Description
2603005	Plumbing Fitting Brass 1/2in 315
2603020	Plumbing Fitting Brass 3/4in 315



4. SINKS & TAPS

318 T BRASS COMPRESSION FITTING



- Finish: brass
- Available sizes: 1/2 and 3/4 inch
- Used for forming a three way T joint on rigid half inch copper and Qual Plex

Code	Description
2603011	Plumbing Fitting Brass 1/2in 318
2603025	Plumbing Fitting Brass 3/4in 318

ENGLISH TO IRISH BRASS COMPRESSION FITTING FOR TAPS



- Finish: brass
- Connection fitting to convert UK plumbing fittings to be compatible with Irish tap installations
- UK size: 14.7mm
- Irish size: 15mm

Code	Description
2603050	English to Irish Fitting for Taps

QUAL PLEX



- Alternative to copper piping
- Flexible and easy to install
- Used for taps and washing machines
- Size: 1/2 inch
- Length: 6 meters

Code	Description
2603290	Qual Plex 1/2in x 6m

PLASTIC INSERT FOR QUAL PLEX



- To prevent crushing to Qual Plex piping when pressure is applied
- To fit 1/2 inch piping
- Width: 25mm

Code	Description
2603295	Plastic Inserts for Qual Plex

WASHING MACHINE VALVE



- 1/2 inch to 3/4 inch conversion
- Used for isolating the mains water supply for servicing or repairs
- Provides hassle free water isolation for repairs and servicing
- Length: 45mm

Code	Description
2603060	Washing Machine Valve

ISOLATION VALVE



- Finish: galvanised steel
- Size: 1/2 inch
- To isolate the mains water feed to your domestic taps
- Mainly installed under kitchen sinks
- Avoids airlock
- Avoids having to turn off mains water supply

Code	Description
2603100	Isolation Valve 1/2in Copper to Copper

SERVICE VALVE



- Finish: galvanised steel
- Size: 1/2 inch
- To isolate the mains water feed to your domestic taps
- Mainly installed under kitchen sinks
- Avoids airlock
- Convenient for areas under sink where accessibility is difficult

Code	Description
2603105	Straight Service Valve 1/2in
2603110	Bent Service Valve 1/2in

Components for the Kitchen & Furniture Trade

SINGLE SPIGOT TRAP



- Finish: white
- Size: 1/2 inch
- Connects water pipe of kitchen sink to washing machine
- Eliminates need for additional water piping through wall

Code	Description
2603200	Single Spigot Trap 1/2in

DOUBLE SPIGOT TRAP



- Finish: white
- Size: 1/2 inch
- Excellent multi-functional plumbing solution
- Eliminates need for additional water piping through wall
- Connects water pipe of kitchen sink to washing machine and dishwasher

Code	Description
2603205	Spigot Trap Double 1/2in

WASTE PIPE



- Finish: white
- Outlet piping suitable to all plumbing systems
- Can installed both internally and externally to building
- Material: plastic
- Size: 1 1/2 inch
- Length: 4 metres

Code	Description
2603240	Waste Pipe 1 1/2in X 4 Metre per length

45° WASTE BEND



- Finish: white
- Available sizes: 1 1/4 and 1 1/2 inch
- Easy to fit
- To form 45 degree joints on waste water pipes

Code	Description
2603255	White Waste Bend 45 Degree 1 1/4in
2603250	45 Degree White Waste Bend 1 1/2in

90° WASTE BEND



- Finish: white
- Available sizes: 1 1/4 and 1 1/2 inch
- Easy to fit
- To form 90° joints on waste water pipes

Code	Description
2603265	90 Degree White Waste Bend 1 1/4in
2603260	90 Degree White Waste Bend 1 1/2in



4. SINKS & TAPS

WASTE COUPLER



- Finish: white
- Available sizes: 1 1/4 and 1 1/2 inch
- Easy to fit
- To form straight joints on waste water pipes

Code	Description
2603275	White Waste Coupler 1 1/4in
2603270	White Waste Coupler 1 1/2in

WASTE T SECTION



- Available sizes: 1 1/4 and 1 1/2 inch
- Finish: white
- Easy to fit
- To form three way joints on waste water pipes

Code	Description
2603285	White Waste T Section 1 1/4in
2603280	White Waste T Section 1 1/2in

SHUT OFF LEVER VALVE



- Finish: galvanised steel
- Available sizes: 1/2 and 3/4 inch
- Used for isolating the mains water supply
- Avoids airlocks
- Removes need to turn off mains water on the road

Code	Description
2603400	Shut Off Lever Valve Copper 1/2in
2603405	Shut Off Lever Valve Copper 3/4in

SHUT OFF GATE VALVE



- Finish: brass
- Available sizes: 1/2 and 3/4 inch
- Used for isolating the mains water supply
- No second pipe for external wall required
- Avoids airlocks
- Removes need to turn off mains water on the road

Code	Description
2603410	Shut Off Gate Valve Copper 1/2in
2603415	Shut Off Gate Valve Copper 3/4in

PTFE TAPE



- Finish: white
- Size: 12mm x 10 meter roll
- Thickness: 0.075mm
- 100% PTFE tape
- A simple and effective method of preventing leaks
- For sealing joints on all types of pipe fittings and compression joints

Code	Description
2603300	PTFE Tape 10m roll

PIPE WELD ADHESIVE



- Available sizes: 125 and 250ml bottles
- Essential on all Marley pipe joints
- Adhesive for all PVC pipes and fittings

Code	Description
2603350	Pipe Weld Adhesive 125ml
2603355	Pipe Weld Adhesive 250ml

Components for the Kitchen & Furniture Trade



All of the sinks and taps we supply are CE certified and in accordance with the production standards of ISO 9001:2008.

All Pyramis sinks come with a 15 year manufacturer warranty.

All MVI taps meet the sanitary requirements of EN248 and EN817



PYRAMIS

**ARMANDO
VICARIO**

Manufacturer's Name: ARMANDO VICARIO & C LTD

Manufacturer's Address: Via di Prato, 30
28024 Gorzegno (NO) - ITALY

The products manufactured for: Client MVI HAZEL LTD.

*Satisfies all the technical requirements and health rules.
To be in accordance with the regulations for taps intended to be used for human consumption.*

Compliant to the standards listed below:

- **EN 248** Sanitary tapware general specifications for electro-deposited coating of Ni-Cr
- **EN 817** Sanitary tapware: Mechanical closing valves
- **DM 174** Regulation for materials used for distribution of drinking water
- **CBA** Compromitimi di igiene drinking water
- **ISO 9001:2008** Quality Management System

Prodotto e distribuito in Italia da MVI HAZEL LTD. e in Francia da MVI HAZEL LTD. e in Germania da MVI HAZEL LTD.

ARMANDO VICARIO & C. S.p.A. - VIA DI PRATO, 30
- 28024 GORIZIO (NO) - ITALIA
Rappresentanti in Italia MVI HAZEL LTD.
TEL. 0321 31 401 - 0321 31 402 - FAX 0321 31 403
TEL. 0321 31 404 - FAX 0321 31 405
E-MAIL: info@mvi-hazel.com
www.mvi-hazel.com

ARMANDO VICARIO & C. S.p.A. - VIA DI PRATO, 30
- 28024 GORIZIO (NO) - ITALIA
Rappresentanti in Italia MVI HAZEL LTD.
TEL. 0321 31 401 - 0321 31 402 - FAX 0321 31 403
TEL. 0321 31 404 - FAX 0321 31 405
E-MAIL: info@mvi-hazel.com
www.mvi-hazel.com



CERTIFICATE

**Management system as per
EN ISO 9001 : 2008**

In accordance with TUV NORD CERT procedures, it is hereby certified that:

PYRAMIS S.A.
17th, km Thessaloniki Serres
541 10 Thessaloniki
Hellas



applies a management system in line with the above standard for the following scope:

**Design, Production and Sales of Stainless Steel Sinks,
Minikitchens and Stainless Steel Sinks with Electric
Hobs.**

Certificate Registration No. 44100133372
Audit Report No. 07-12000212

Valid until 2015-12-31

Signature

Certification Body
in TUV NORD CERT GmbH

Athens, 2015-12-02

This certification was conducted in accordance with the TUV NORD CERT auditing and certification procedures and is subject to regular surveillance audits.

TUV NORD CERT GmbH

Langemannstrasse 20

40141 Essen

www.tuv-nord-cert.com



5. WIREWORK & BASKETS





5. WIREWORK & BASKETS

Wirework 130

Baskets..... 132

Wirework


CURVED WINE RACK SHELF



- Wine rack which holds five bottles designed to fit cabinets and kitchens
- Looks good when two or three are put into an open unit
- Supplied individually packed with fixing brackets
- Available sizes: 300, 400, 500 and 600mm
- Finish: chrome

Code	Description
2101040	Curved Wine Rack Shelf 300mm Unit
2101042	Curved Wine Rack Shelf 400mm Unit
2101044	Curved Wine Rack Shelf 500mm Unit
2101046	Curved Wine Rack Shelf 600mm Unit

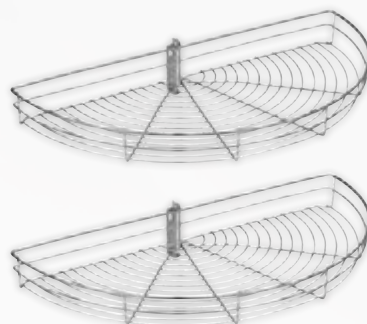
MVI 3/4 WIRE CAROUSEL



- Wire carousel for a corner unit
- Providing practical access and storage in a blind corner base unit, the 3/4 carousel set consists of 2 baskets complete with brackets and door clip
- Each bracket is independently mounted to the corner post with brackets designed to span the door hinges
- Door mounted clip automatically opens the bottom carousel when the cabinet door is opened
- Basket capacity: 10-15kg
- Total load capacity: 25kg
- Available sizes: 900 and 1000mm

Code	Description
2801230	MVI 3/4 Wire Carousel for 900mm Unit (750mm)
2801232	MVI 3/4 Wire Carousel for 1000mm Unit (820mm)

MVI 1/2 WIRE CAROUSEL



- Wire carousel for a corner unit
- Providing practical access and storage in a blind corner base unit, the 1/2 carousel set consists of 2 baskets complete with brackets and door clip
- Each bracket is independently mounted to the corner post with brackets designed to span the door hinges
- Door mounted clip automatically opens the bottom carousel when the cabinet door is opened
- Basket capacity 10-15kg, total load capacity 25kg
- Available size: 720mm

Code	Description
2801242	MVI 1/2 Wire Carousel 720mm (2 Baskets in Set)

KIDNEY CORNER SOLUTION

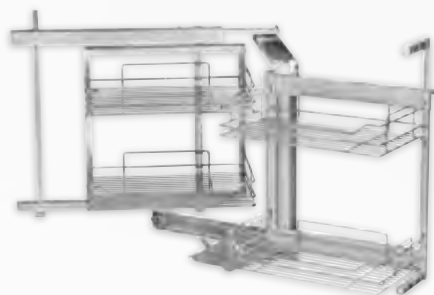


- A perfect solution for maximising space in a blind corner unit
- Two shelves which pull out independently
- Each shelf has both soft opening and closing
- The shelves are fitted with a stylish chrome gallery rail
- Suitable for use with a 450mm and 500mm door

Code	Description
2105090	Kidney Corner Solution R/H for 500mm Door
2105100	Kidney Corner Solution L/H for 500mm Door
2105070	Kidney Corner Solution R/H for 450mm Door
2105080	Kidney Corner Solution L/H for 450mm Door



5. WIREWORK & BASKETS



SOFT CLOSE UNIVERSAL FITTING MAGIC CORNER UNIT

- Kitchen corner unit can be fitted in a left hand or right hand installation
- It comes with four wire baskets and is fitted on soft close runners
- For a minimum 900mm corner unit
- Possible to fit to a 1000mm unit (there will just be some space left at the rear of the cabinet)
- Minimum door width requirement: 445mm
- Minimum unit depth: 500mm
- Maximum unit depth: 550mm
- Fittings and instruction manual included
- Open door and front two baskets will come out while two baskets from the corner extend to the front of unit
- Internal baskets: 470mm x 390mm x 85mm
- Door mounted baskets: 470mm x 305mm x 85mm
- Weight : 19kg net

Code	Description
2105025	Magic Corner Unit Soft Close Universal Fitting



MVI ULTIMATE CAROUSEL

- Corner carousel unit with multi storage function
- Fully rotates 360 degrees within a 900mm corner unit
- 2 x fully extendable central storage trays
- 6 x height adjustable side storage trays
- Front facing to exactly fit closing of corner doors
- Solid base on each tray that is easy to keep clean
- Can remain in fixed position from all four sides of unit
- Universal corner fitting
- Width: 812mm
- Minimum corner unit: 900mm
- Load capacity: 46kg
- Easy to fit with full installation manual included



Code	Description
2106100	MVI Ultimate Carousel to Suit 900mm Unit

Baskets

WICKER BASKET



- Each wicker basket includes matching 2 x 35mm wooden runners
- Easy to fit
- Depth: 450mm
- Height: 205mm
- Available sizes: 400, 500 and 600mm

Code	Description
2801050	Wicker Basket for 400mm Unit (320 x 455 x 205mm)
2801052	Wicker Basket for 500mm Unit (420 x 455 x 205mm)
2801054	Wicker Basket for 600mm Unit (520 x 455 x 205mm)

CHROME HIGH LINE BASKET



- An individual pull out basket on telescopic slides
- 450mm deep and suitable for a variety of size units
- Can be fitted in a tall unit as a handy alternative to a larder
- Are also suitable for build in wardrobes
- Easy to fit
- Available sizes: 300, 400, 500, 600, 800, 900 and 1000mm

Code	Description
2801100	Chrome High Line Basket 300mm
2801105	Chrome High Line Basket 400mm
2801110	Chrome High Line Basket 450mm
2801115	Chrome High Line Basket 500mm
2801125	Chrome High Line Basket 600mm
2801135	Chrome High Line Basket 800mm
2801140	Chrome High Line Basket 900mm
2801145	Chrome High Line Basket 1000mm

CHROME SOFT CLOSE BASKET



- An individual pull out basket on soft closing slides
- 450mm deep and suitable for a variety of size units
- Can be fitted in a tall unit as a handy alternative to a larder
- Are also suitable for build in wardrobes
- Easy to fit
- Available sizes: 300, 400, 500, 600, 800, 900 and 1000mm

Code	Description
2801210	Chrome Soft Close Basket 300mm
2801211	Chrome Soft Close Basket 400mm
2801212	Chrome Soft Close Basket 450mm
2801213	Chrome Soft Close Basket 500mm
2801215	Chrome Soft Close Basket 600mm
2801217	Chrome Soft Close Basket 800mm
2801218	Chrome Soft Close Basket 900mm
2801219	Chrome Soft Close Basket 1000mm

SOLID BASE SOFT CLOSE BASKET



- Undermounted basket storage with solid base
- Soft closing effect
- Finish: Chrome with melamine base
- To fit units with an 18mm thick gable
- Minimum depth required: 460mm
- Overall height: 155mm
- Basket height: 420mm depth
- Available sizes: 300, 400, 500 and 600mm

Code	Description
2801250	Solid Base Basket Soft Close 300mm
2801255	Solid Base Basket Soft Close 400mm
2801260	Solid Base Basket Soft Close 450mm
2801265	Solid Base Basket Soft Close 500mm
2801270	Solid Base Basket Soft Close 600mm



5. WIREWORK & BASKETS

SINGLE TIER SPICE RACK



- A selection of spice racks suitable for different sizes units
- They are very simple to fit and look great
- The rack screws easily to the back of the door
- Perfect for utilising otherwise wasted space
- Handy for keeping small jars in one place
- Available sizes: 300, 400, and 500mm

Code	Description
2801540	Spice Rack for 300mm Door Single Tier
2801545	Spice Rack for 400mm Door Single Tier
2801550	Spice Rack for 500mm Door Single Tier

TRIPLE TIER SPICE RACK



- They are very simple to fit and look great
- The rack screws easily to the back of the door
- Perfect for utilising otherwise wasted space
- Handy for keeping small jars in one place
- Available sizes: 300, 400 and 500mm

Code	Description
2801590	Spice Rack for 300mm Door Triple Tier
2801595	Spice Rack for 400mm Door Triple Tier
2801600	Spice Rack for 500mm Door Triple Tier

MVI 150mm SOFT CLOSE CHROME BASE UNIT



- Finish: chrome
- An under counter pullout to suit a 150mm unit
- Side mounted on telescopic runners with soft close feature
- Very easy to assemble and install
- Available size: 150mm

Code	Description
2101000	MVI Chrome Base Unit Soft Close 150mm

MVI 300mm SOFT CLOSE CHROME BASE UNIT



- Finish: chrome
- Available size: 300mm
- Side mounted on telescopic runners with soft close feature
- Very easy to assemble and install

Code	Description
2101005	MVI Chrome Base Unit Soft Close 300mm

Components for the Kitchen & Furniture Trade


MVI MINI SOFT CLOSE LARDER UNIT



- Pull-out mini larder unit with full extension soft close slide
- For thin space in cabinet
- Baskets can be removed easily for cleaning
- Minimum cabinet depth 510mm
- Fully adjustable from 1950 - 2100mm to suit different heights
- Also available in full larder unit sizes
- Available size: 150mm

Code	Description
2105028	MVI Mini Soft Close Larder Unit 150mm

MVI SOFT CLOSE LARDER UNIT



- Chrome pull-out larder unit with full extension soft close slide
- Fully adjustable from 1860 - 2200mm to suit different cabinet heights
- The baskets can be moved up or down the frame and locked into place
- The baskets can be removed easily for cleaning
- Load capacity: 80kg
- Available sizes: 300, 400, 500 and 600mm

Code	Description
2105030	MVI Soft Close Larder Unit 300mm
2105032	MVI Soft Close Larder Unit 400mm
2105035	MVI Soft Close Larder Unit 500mm
2105038	MVI Soft Close Larder Unit 600mm

MVI SWIVEL LARDER UNIT



- Chrome pull-out larder unit with full extension soft close slide
- Similar to a traditional larder but swivels left or right once pulled out fully
- Rotating the larder always easy access to the products at the back of the unit
- Fully adjustable from 1950 - 2100mm to suit different cabinet heights
- The baskets can be moved up or down the frame and lock into place
- The baskets can be removed easily for cleaning
- Available sizes: 300 and 400mm

Code	Description
2104060	MVI Swivel Larder for a 300mm Unit
2104070	MVI Swivel Larder for a 400mm Unit

MVI SOFT CLOSE PANTRY UNIT



- Stylish chrome pantry unit
- When you open the door the baskets come out of the unit
- A second row of baskets are mounted on the back of the door
- Better storage capacity than a traditional larder unit
- Baskets can be removed for cleaning purposes
- Available sizes: 500 and 600mm

Code	Description
2105040	MVI Soft Close Pantry Unit 500mm
2105045	MVI Soft Close Pantry Unit 600mm

6. KITCHEN ACCESSORIES





6. KITCHEN ACCESSORIES

Electrical Fittings & Accessories	138
Stools	140
Newel Posts & Corbels	142
Kitchen Door Fittings	144

Electrical Fittings & Accessories



BRUSHED NICKEL WORKTOP POP UP SOCKET WITH BLUETOOTH

- Pop up socket and USB port connector with built in Bluetooth enabled speaker
- Perfect addition to any counters, worktops, island units, benches and desks
- Button control to enable Bluetooth connectivity
- Finish: brushed nickel
- Cable length: 1.5m with UK plug
- Depth: 265mm
- Diameter: 115mm
- Cut-out: 102-105mm



Code	Description
2009930	Worktop Pop Up Socket Brushed Nickel c/w Bluetooth



6. KITCHEN ACCESSORIES

SILVER WORKTOP POP UP SOCKET



- This pop up and retractable socket is ideal for use on counters, worktops, island units, benches and desks
- The socket has 3 x 3 pin plugs and 2 x USB ports
- Suitable for charging iPhones, iPad, digital cameras, etc
- Cable length: 1.65m with UK plug
- Depth: 360mm
- Cut-out: 102mm

Code	Description
2009900	Worktop Pop Up Socket Silver

BLACK WORKTOP POP UP SOCKET



- This pop up and retractable socket is ideal for use on counters worktops, island units, benches and desks
- The socket has 3 x 3 pin plugs and 2 x USB ports
- Suitable for charging iPhones, iPad, digital cameras etc
- Cable length: 1.65m with UK plug
- Depth: 360mm
- Cut-out: 102mm

Code	Description
2009910	Worktop Pop Up Socket Black

BRUSHED NICKEL WORKTOP POP UP SOCKET



- This pop up and retractable socket is ideal for use on counters worktops, island units, benches and desks
- The socket has 3 x 3 pin plugs and 2 x USB ports
- Suitable for charging iPhones, iPad, digital cameras etc
- Cable length: 1.65m with UK plug
- Depth: 360mm
- Cut-out: 102mm

Code	Description
2009920	Worktop Pop Up Socket Brushed Nickel

REMO BLUETOOTH AUDIO SYSTEM



- Bluetooth enabled surround sound
- Can be built into all forms of joinery, worktops and cabinetry
- Compatible with all phones, tablets, smart TVs and bluetooth enabled devices
- Remote control
- 2 matching speakers
- Subwoofer with cover
- 3.2m mains lead with plug in transformer
- Installation manual included

Code	Description
2008000	Remo Bluetooth Audio System

Components for the Kitchen & Furniture Trade

4 WAY USB SOCKET



- 4 USB ports that can be fitted to office tables, panels or cabinets
- Brilliant space saving accessory to keep USB leads organised on your office desk
- 2 x salients to enclose cables of USB leads
- Powered by main USB cable
- Cut-out: 50mm
- Cut-out depth: 23mm
- Width of table mounted section: 65mm
- Cable length: 1m
- Finish: silver
- Rating: IP8

Code	Description
2009945	4 Way USB Socket

EXTENSION LEAD WITH 2 USB OUTLETS



- Modern 2m extension leads equipped with USB ports
- Charge up to 7 devices from one lead
- Saves space behind TV cabinets etc
- Plug no longer required to charge phones, tablets, bluetooth speakers etc
- Available in 4 and 5 way surge protected 3 pin sockets
- 3 pin sockets
- 2 x 5V USB outlets (2.4A max)
- Max electrical feed: 13A 220V
- Neon light active power indicator
- Finish: white

Code	Description
2009960	Extension Lead 2m 4 Gang with 2 USB Outlets
2009965	Extension Lead 2m 5 Gang with 2 USB Outlets

3 WAY ADAPTOR WITH 2 USB OUTLETS



- Simple modern 3 pin adaptor with 2 USB ports
- Facilitates 3 plugs and 2 USB charged devices
- Input: 220V
- Space saving adapter for offices, living rooms etc
- Plug no longer required to charge phones, tablets, bluetooth speakers etc
- Complies with BS 5733
- Finish: white

Code	Description
2009970	3 Way Adaptor with 2 USB Outlets

DOUBLE SWITCH SOCKET WITH 2 USB OUTLETS



- Modern wall mounted sockets with 2 USB ports
- Charge up to 4 devices from one 145mm wide panel
- Double switches with red light power indicators
- Plug no longer required to charge phones, tablets, bluetooth speakers etc
- Facilitates 2 plugs
- 2 x 5V USB outlets (2.1A max)
- Complies with BS 5733
- Standard 3 line electrical feeds
- Finish: white

Code	Description
2009980	Double Switch Socket with 2 USB Outlets

Stools

AMADOR BAR STOOL



- Black 
- White 
- Red 
- Cream 

- A stylish stool which will add to any kitchen or island unit
- Metal base with leather seat
- Height adjustable, gas lift mechanism to allow you move up or down
- Turns 360 degrees
- Available colours: black, white, cream and red

Code	Description
6600100	Bar Stool Amador Black
6600101	Bar Stool Amador White
6600102	Bar Stool Amador Red
6600103	Bar Stool Amador Cream



6. KITCHEN ACCESSORIES

CALAVERAS BAR STOOL



Black ●
White ○
Red ●
Cream ●

- A stylish stool which will add to any kitchen or island unit
- Metal base with leather seat
- Height adjustable, gas lift mechanism to allow you move up or down
- Turns 360 degrees
- Available colours: black, white, cream and red

Code	Description
6600110	Bar Stool Calaveras Black
6600111	Bar Stool Calaveras White
6600112	Bar Stool Calaveras Red
6600113	Bar Stool Calaveras Cream

SALINAS BAR STOOL



Black ●
White ○
Red ●
Cream ●

- A stylish stool which will add to any kitchen or island unit
- Metal base with leather seat
- Height adjustable, gas lift mechanism to allow you move up or down
- Turns 360 degrees
- Available colours: black, white, cream and red

Code	Description
6600120	Bar Stool Salinas Black
6600121	Bar Stool Salinas White
6600122	Bar Stool Salinas Red
6600123	Bar Stool Salinas Cream

SHASTA BAR STOOL



Black ●
White ○
Red ●
Cream ●

- A stylish stool which will add to any kitchen or island unit
- Metal base with leather seat
- Height adjustable, gas lift mechanism to allow you move up or down
- Turns 360 degrees
- Available colours: black, white, cream and red

Code	Description
6600140	Bar Stool Shasta Black
6600141	Bar Stool Shasta White
6600142	Bar Stool Shasta Red
6600143	Bar Stool Shasta Cream

SOLANO BAR STOOL



Black ●
White ○
Red ●
Cream ●

- A stylish stool which will add to any kitchen or island unit
- Metal base with leather seat
- Height adjustable, gas lift mechanism to allow you move up or down
- Turns 360 degrees
- Available colours: black, white, cream and red

Code	Description
6600130	Bar Stool Solano Black
6600131	Bar Stool Solano White
6600132	Bar Stool Solano Red
6600133	Bar Stool Solano Cream

Newel Posts & Corbels

PLAIN SHAKER TYPE WOODEN CORBEL



- A decorative wooden piece used as a feature for under mantles and shelving or as part of covers for built in extractor hoods
- These corbels are solid available in oak or maple wood
- The maple wood can be painted to match the kitchen if need be
- They are fitted with brackets so that they are easy to mount
- They help put the finishing touches on old style or painted kitchens
- Available size: 250 x 145mm

Code	Description
8301010	Wooden Corbel Oak Plain Shaker Type
8301000	Wooden Corbel Maple Plain Shaker Type

SCROLL TYPE WOODEN CORBEL



- These corbels are solid available in oak or maple wood
- The maple wood can be painted to match the kitchen if need be
- They are fitted with brackets so that they are easy to mount
- They help put the finishing touches on old style or painted kitchens
- Available size: 250 x 145mm

Code	Description
8301015	Wooden Corbel Oak Scroll Type
8301005	Wooden Corbel Maple Scroll Type

OAK FLUTED TYPE WOODEN POST



- Decorative newel posts which can be used as a filler piece or on an island unit
- Available in six different solid woods: oak, maple, walnut, mahogany, red deal or popular
- The popular wood option is ideal for painting
- Please note that the post in the picture is lacquered but these posts are supplied in a raw state unfinished
- Available size: 900 x 94 x 94mm

Code	Description
8305000	Wooden Post Oak 94 x 900mm Fluted Type

OAK GUN BARREL TYPE WOODEN POST



- Decorative posts which can be used as a filler piece or on an island unit
- Available in six different solid woods: oak, maple, walnut, mahogany, red deal or popular
- The popular wood option is ideal for painting
- Please note that the post in the picture is lacquered but these posts are supplied in a raw state unfinished
- Available size: 900 x 94 x 94mm

Code	Description
8305010	Wooden Post Oak 94 x 900mm Gun Barrel Type



6. KITCHEN ACCESSORIES

OAK REEDED TYPE WOODEN POST



- Decorative posts which can be used as a filler piece or on an island unit
- Available in six different solid woods: oak, maple, walnut, mahogany, red deal or popular
- The popular wood option is ideal for painting
- Please note that the post in the picture is lacquered but these posts are supplied in a raw state unfinished
- Available size: 900 x 94 x 94mm

Code	Description
8305020	Wooden Post Oak 94 x 900mm Reeded Type

OAK COLONIAL TYPE WOODEN POST



- Decorative posts which can be used as a filler piece or on an island unit
- Available in six different solid woods: oak, maple, walnut, mahogany, red deal or popular
- The popular wood option is ideal for painting
- Please note that the post in the picture is lacquered but these posts are supplied in a raw state unfinished
- Available size: 900 x 94 x 94mm

Code	Description
8305030	Wooden Post Oak 94 x 900mm Colonial Type

OAK CARN TYPE WOODEN POST



- Decorative posts which can be used as a filler piece or on an island unit
- Available in six different solid woods: oak, maple, walnut, mahogany, red deal or popular
- The popular wood option is ideal for painting
- Please note that the post in the picture is lacquered but these posts are supplied in a raw state unfinished
- Available size: 900 x 94 x 94mm

Code	Description
8305040	Wooden Post Oak 94 x 900mm Carn Type

OAK BARLEY TWIST TYPE WOODEN POST



- Decorative posts which can be used as a filler piece or on an island unit
- Available in six different solid woods: oak, maple, walnut, mahogany, red deal or popular
- The popular wood option is ideal for painting
- Please note that the post in the picture is lacquered but these posts are supplied in a raw state unfinished
- Available size: 900 x 94 x 94mm

Code	Description
8305050	Wooden Post Oak 94 x 900mm Barley Twist Type

Kitchen Door Fittings

CONNECTION FITTING FOR INTEGRATED APPLIANCE DOOR



- A fitting for connecting a door to an integrated appliance
- Material: plastic
- Metal insert for screwing in to for extra strength
- Easy to fit, can be retro fitted

Code	Description
9810000	Connection Fitting For Integrated Appliance Door

DOOR CONNECTING PLATE



- Four hole fixing bracket for connecting two doors
- Ideal for tall larder units
- Finish: zinc and cream
- Size: 190 x 19 x 3mm

Code	Description
3101024	Door Connecting Plate Zinc 19mm x 190mm
3101025	Door Connecting Plate Cream 19mm x 190mm

HORIZONTAL DRAWER CONNECTING PLATE



- Four hole fixing bracket for connecting two doors
- For two doors or double drawer fronts
- Finish: zinc
- Size: 50 x 38mm

Code	Description
3101026	Drawer Connecting Plate Horizontal 38mm x 50mm

7. COOKERHOODS, BINS & STAYS





7. COOKERHOODS, BINS & STAYS

Cookerhoods	148
Cookerhood Accessories	152
Kitchen Bins	153
Stays	156

Cookerhoods

CANOPY HOOD



- Available in single and twin motor options
- Voltage: 220V
- Switch type: slider
- Cut out dimensions: 496 x 261 mm
- Filter type: dishwasher filter
- Noise level:
 - Single motor: 52dB
 - Twin motor: 54dB
- Extraction rate:
 - Single motor: 200m³/h
 - Twin motor: 320m³/h
- Lamp type:
 - Single motor: halogen 2 x 40W
 - Twin motor: halogen 2 x 40W

Code	Description
2700010	Canopy Hood Single Motor
2700015	Canopy Hood Twin Motor


LARGE CANOPY HOOD



- Available in single motor option
- Switch type: slider
- Voltage: 220V
- Filter type: dishwasher filter
- Noise level: 51dB
- Extraction rate: 600m³/h
- Lamp type: halogen 2 x 40W
- Cut out dimensions: 666 x 247mm

Code	Description
2700018	Canopy Hood Large Single Motor 700mm

INTEGRATED COOKERHOOD



- Available in single and twin motor options
- Voltage: 220V
- Switch type: slider
- Filter type: cloth
- Noise level:
 - Single motor: 52dB
 - Twin motor: 54dB
- Extraction rate:
 - Single motor: 210m³/h
 - Twin motor 330m³/h
- Lamp type:
 - Single motor: halogen 1 x 40W
 - Twin motor: 2 x 40W
- Dimensions: 595 x 370 x 200mm

Code	Description
2700020	Cookerhood Integrated Single Motor
2700021	Cookerhood Integrated Twin Motor

TELESCOPIC COOKERHOOD



- Dimensions: 600 x 280mm
- Flap extension: 190mm
- Voltage: 220 ~ 240V/50Hz
- Switch: rocker switch micro switch
- Filter: aluminium cassette filter + charcoal filter
- Motor power: 290W
- Extraction rate: 210m³/h
- Noise level: 52dB
- Outlet diameter: 120mm

Code	Description
2700000	Cookerhood Telescopic Type



7. COOKERHOODS, BINS & STAYS

Available in **BLACK** or **WHITE**



DESIGNER GLASS COOKERHOOD WITH LED LIGHTS & REMOTE

- Available sizes: 600 and 900mm
- Voltage: 220V
- 3 levels of extraction
- Easy to use control panel
- Easy to use 4 function remote control
- Mood setting lighting
- Popular addition to open plan kitchens
- Finish: black or white
- Switch type: finger touch button
- Filter type: aluminium filter
- Noise level: 56dB
- Extraction rate: 650m³/h
- Lamp type: 2 x 50W
- LED colour: cool white
- Motor power: 190W
- Outlet diameter: 120mm

Code	Description
2700052	Designer Glass Black Hood 600mm with LED remote
2700055	Designer Glass Black Hood 900mm with LED remote
2700057	Designer Glass White Hood 600mm with LED remote
2700059	Designer Glass White Hood 900mm with LED remote

Components for the Kitchen & Furniture Trade

STAINLESS STEEL COOKERHOOD



- Available sizes: 600 and 900mm
- Voltage: 220V
- 3 levels of extraction
- Easy to use control panel
- Finish: stainless steel
- Switch type: push button
- Filter type: aluminium filter
- Noise level: 56dB
- Extraction rate: 650m³/h
- Lamp type: 2 x 25W
- Motor power: 190W
- Outlet diameter: 120mm

Code	Description
2700025	Cookerhood Stainless Steel 600mm
2700030	Cookerhood Stainless Steel 900mm

BLACK COOKERHOOD



- Available sizes: 600 and 900mm
- Voltage: 220V
- 3 levels of extraction
- Easy to use control panel
- Finish: coated black
- Switch type: push button
- Filter type: aluminium filter
- Noise level: 56dB
- Extraction rate: 650m³/h
- Lamp type: 2 x 25W
- Motor power: 190W
- Outlet diameter: 120mm

Code	Description
2700026	Cookerhood Black 600mm
2700031	Cookerhood Black 900mm

600mm STAINLESS STEEL & GLASS COOKERHOOD



- Available size: 600mm
- Voltage: 220V
- 3 levels of extraction
- Easy to use control panel
- Finish: stainless steel
- Switch type: push button
- Filter type: aluminium filter
- Noise level: 56dB
- Extraction rate: 650m³/h
- Lamp type: 2 x 25W
- Motor power: 190W
- Outlet diameter: 120mm

Code	Description
2700035	Cookerhood Stainless Steel & Glass 600mm

900mm STAINLESS STEEL & GLASS COOKERHOOD



- Available size: 900mm
- Voltage: 220V
- Switch type: push button
- Filter type: dishwasher filter
- Noise level: 59dB
- Extraction rate: 500m³/h
- Lamp type: 2 x 20W

Code	Description
2700040	Cookerhood Stainless Steel & Glass 900mm

SQUARE ISLAND COOKERHOOD



- Available size: 900mm
- Voltage: 220V
- Switch type: electronic
- Filter type: dishwasher filter
- Noise level: 60dB
- Extraction rate: 750m³/h
- Lamp type: 4 x 10W

Code	Description
2700050	Island Cookerhood Square 900mm



7. COOKERHOODS, BINS & STAYS



MODERN SQUARE STYLE COOKERHOOD WITH LED LIGHTS

- Available sizes: 600 and 900mm
- Voltage: 220V
- 3 levels of extraction
- Easy to use control panel
- Finish: stainless steel
- Switch type: push button
- Filter type: aluminium filter
- Noise level: 56dB
- Extraction rate: 650m³/h
- Lamp type: 2 x 25W
- Motor power: 190W
- Outlet diameter: 120mm



Code	Description
2700046	Modern Square Style Hood with LED 600mm
2700048	Modern Square Style Hood with LED 900mm

Cookerhood Accessories

ROUND FLEXIBLE DUCTING



- Connects directly to cookerhoods
- Flame retardant white PVC
- Sizes: 100 and 125mm
- Length: 3m
- Round profile

Code	Description
2803098	Round Flexible Ducting (4in) 100mm x 3m
2803099	Round Flexible Ducting (5in) 120mm x 3m

JUBILEE CLIP



- Metal length Jubilee clip
- Size: extendable from 110mm to 140mm
- Worm gear fixing
- Can be used to tighten hood ducting to reducer
- Finish: stainless steel

Code	Description
2803104	Jubilee Clip 110mm - 140mm

REDUCER FOR DUCTING



- Used to connect the cookerhoods to the duct when the sizes are different
- Reduction sizes:
 - 120mm to 100mm
 - 150mm to 120mm

Code	Description
2700097	Reducer For Ducting 120mm to 100mm
2700098	Reducer For Ducting 150mm to 120mm

HIT & MISS VENT



- Slated ventilation panel
- Internal flap to open/shut
- BA cert: 94/3071
- Available sizes:
 - 9 x 3in
 - 9 x 6in
 - 9 x 9in

Code	Description
2804100	Hit & Miss Vent 9 x 3in White
2804102	Hit & Miss Vent 9 x 6in White
2804104	Hit & Miss Vent 9 x 9in White

ROUND CIRCULAR VENT



- Slated ventilation panel
- Commonly installed to wall
- Diameter: 160mm
- 2 x 30mm moulded installation brackets

Code	Description
2803107	Round Circular Vent 6in White

MULTI SPOT GRILL VENT WITH FLY SCREEN



- Material: plastic
- For recess mounting
- Press fitting
- Flanged rim for attaching ducting
- Available sizes: 100 and 125mm

Code	Description
2803100	Multi Spot Grill Vent 4in with Fly Screen
2803101	Multi Spot Grill Vent 5in with Fly Screen



7. COOKERHOODS, BINS & STAYS

RECTANGULAR LOUVER VENT



- Meets building regulations
- Finish: white
- This product is not suitable to vent gas appliances
- Designed to fully cover single brick aperture
- Suitable for use in most domestic situations including larders, cupboards and wardrobes
- Dimensions: 9 x 3in

Code	Description
2803088	Rectangular White Louver Vent 9 x 3in

Kitchen Bins

CIRCULAR CHROME BIN



- For hinged door cabinets
- Can be mounted left or right
- The lid remains in the cabinet when the door is opened
- White plastic inner bin included
- Capacity: 15L

Code	Description
2803027	MVI Circular Chrome Bin 15 Litre

STAINLESS STEEL WORKTOP COUNTER BIN



- Very easy to install into worktop surfaces
- Cutout diameter: 210mm
- Comes in three parts: plastic bin, outer ring and stainless steel lid
- Capacity: 3L

Code	Description
2802500	Worktop Counter Bin Stainless Steel

MVI 300mm MINI CARGO BIN



- To suit minimum cabinet width 300mm
- Easily fixed to the base of the unit
- Capacity: 1 x 20L, 1 x 10L
- Finish: grey
- Dimensions: 420 x 490 x 260mm
- The waste bin can be withdrawn from the cabinet whilst the lid remains inside

Code	Description
2803030	MVI Mini Cargo Bin For 300mm Unit 30L

MVI 400mm MINI CARGO BIN



- To suit minimum cabinet width 400mm
- Easily fixed to the base of the unit
- Capacity: 2 x 20L
- Finish: grey
- Dimensions: 420 x 490 x 340mm
- The waste bin can be withdrawn from the cabinet whilst the lid remains inside

Code	Description
2803035	MVI Mini Cargo Bin For 400mm Unit 40L

Components for the Kitchen & Furniture Trade

MVI 300mm SOFT CLOSE CARGO BIN



- Cabinet door mounts on the front of the bin
- Popular to fit under kitchen counter in unit
- Size: 300mm unit
- Single bin with extra height
- Height: 550mm
- Capacity: 20L
- Mounted on soft close undermount, synchronised runners for smooth operation

Code	Description
2802590	MVI Cargo Bin for 300mm Unit 1 Bucket

MVI 400mm SOFT CLOSE CARGO BIN



- Cabinet door mounts on the front of the bin
- Popular to fit under kitchen counter in unit
- Size: 400mm unit
- Each pull out comes with two large compartments
- Mounted on soft close undermount, synchronised runners for smooth operation
- There is a plastic lid to contain any smells, this also acts as a shelf
- Capacity: 2 x 20L
- Height: 450mm

Code	Description
2802595	MVI Soft Close Cargo Bin for 400mm Unit 2 Buckets 40L

MVI 450/500mm SOFT CLOSE CARGO BIN



- Cabinet door mounts on the front of the bin
- Popular to fit under kitchen counter in unit
- Each pull out comes with two large compartments
- Mounted on soft close undermount, synchronised runners for smooth operation
- There is a plastic lid to contain any smells, this also acts as a shelf
- Available sizes: 450 and 500mm units
- Height: 450mm
- Capacity: 2 x 24L

Code	Description
2802600	MVI Cargo Bin for 450mm Unit 2 Buckets 48L
2802610	MVI Cargo Bin for 500mm Unit 2 Buckets 48L

MVI 600mm SOFT CLOSE CARGO BIN



- Cabinet door mounts on the front of the bin
- Size: 600mm unit
- Each pull out comes with two large and two mini compartments
- Mounted on soft close telescopic runners
- Each pull out comes with two large and two mini compartments
- Each bucket has a colour coded odour proof lid to contain any smells
- There is a plastic lid to contain any smells
- The lid can also act as a shelf
- Capacity: 2 x 24L and 2 x 10L
- Height: 450mm

Code	Description
2802620	MVI Cargo Bin for 600mm Unit 4 Buckets 64L



7. COOKERHOODS, BINS & STAYS



SIGE 450/500mm SOFT CLOSE CARGO BIN

- Cabinet door mounts on the front of the bin
- Each bin comes with two large buckets
- The bin is mounted on soft close undermount runners
- The runners are very smooth for a better closing motion
- There is a metal lid to contain any smells, this also acts as a shelf
- Extra capacity soft close bins
- Available sizes: 450 and 500mm units
- Height: 550mm
- Capacity: 2 x 35L

Code	Description
2803015	Sige Cargo Soft Close Bin For 450mm Unit 70L
2803020	Sige Cargo Soft Close Bin For 500mm Unit 70L



SIGE 600mm SOFT CLOSE CARGO BIN

- Cabinet door mounts on the front of the bin
- Similar product to 2803015 and 2803020 but suitable for extra waste segregation
- Each bin comes with two large compartments and two side compartments
- The bin is mounted on soft close undermount runners
- The runners are very smooth for a better closing motion
- There is a a metal lid to contain any smells, this also acts as a shelf
- Extra capacity soft close bins
- Size: 600mm unit
- Height: 550mm
- Capacity: 2 x 35L and 2 x 8.5L

Code	Description
2803025	Sige Cargo Soft Close Bin For 600mm Unit 87L

Stays

SENSO LIFT BI-FOLD DOOR KIT



- Used to create a bi-folding
- The doors open and close smoothly and silently
- A low installation depth of just 138mm makes this flap fitting suitable for many applications
- The short arm means it takes up less cabinet space than competitor versions
- Kit consists of 1 x lift, 2 x hinges and 2 x brackets

Code	Description
2402025	Senso Lift Bi-Fold Door Kit

GAS SPRING LOADED STAY



- Once you begin to open the door it continues to open gently and completely by itself
- Force: 60 and 100N

Code	Description
2403028	Gas Spring Loaded Stay 60N
2403300	Gas Spring Loaded Stay 100N

LIFT UP FITTING FOR MICROWAVE DOOR



- Used for lifting the door parallel to the cabinet
- The doors open and close smoothly and silently
- Ideal for concealing a microwave

Code	Description
1107895	Lift Up Fitting For Microwave Door

TOP FLAP HINGE



**SOLD
IN
PAIRS**

- Material: steel
- Finish: white powder coated
- For lift up doors in kitchen wall units
- Opening angle 90°
- Sold in pairs

Code	Description
1107805	Top Flap Hinge White

MVI LIFT UP FLAP STAY



- Lift up stay for cupboard doors
- Heavy and durable frame

Code	Description
2403350	MVI Lift Up Flap Stay 28mm

SOFT CLOSE BLANKET BOX LID STAY



- Anti slam soft closing stay
- For blanket box section of tall boys and vanity units
- Can be retrofited to any standard unit e.g. Ikea units
- Easy to fit and replace old stay
- Child friendly
- Instant soft closing effect

Code	Description
2403360	Soft Close Blanket Box Lid Stay

8. LIGHTING






8. LIGHTING

Pendant Lighting	160
Cabinet Lighting.....	162
Plinth & Kickboard Lighting	165
Ceiling Lighting.....	166
Duracell LED Lamps	167

Pendant Lighting



LED FLORA PENDANT LIGHT



- Beautiful LED pendant lighting
- 30,000 hour lifespan
- Shade style: opaque
- Plate finish: polished chrome
- Lighting effect: warm white
- Voltage: 220-240V
- IP Rating: IP20
- Highly energy and cost efficient
- Includes 6-6.5W lamp and 1.5m adjustable cable
- Lamp and plate height: 200mm
- Lamp width: 140mm


Code	Description
2002000	LED Flora Pendant Light E14 Cap



8. LIGHTING



LED AURORA PENDANT LIGHT



- Beautiful LED breakfast bar lighting
- 15,000 hour lifespan
- Lampshade style: cylinder with frosted glass
- Plate finish: polished chrome
- Lighting effect: warm white
- Voltage: 220-240V
- IP rating: IP20
- Highly energy and cost efficient
- Includes 6W lamp and a 1.5m adjustable cable
- Lampshade and plate height: 250mm
- Lampshade width: 97mm

Code	Description
2002020	LED Aurora Pendant Light E14 Cap



LED VENUS PENDANT LIGHT



- Beautiful LED dining table lighting
- 30,000 hour lifespan
- Lampshade style: square with waisted effect
- Plate finish: brushed steel
- Lighting effect: warm white
- Voltage: 240V
- IP Rating: IP20
- Highly energy and cost efficient
- Includes 6-6.5W lamp and a 1.5m adjustable cable
- Lampshade and plate height: 178mm
- Lampshade width: 81 mm

Code	Description
2002020	LED Aurora Pendant Light E14 Cap

Components for the Kitchen & Furniture Trade

Cabinet Lighting

LED STRIP LIGHT



- Warm white coloured LED strip light
- Used in kitchen lighting for cabinets, under stairs, wardrobes, under bar counters and attics
- Wired straight from mains no transformer required
- 30,000 hours lifespan
- Up to 50% more energy efficient than fluorescent
- Flicker free instant start
- Voltage: 220-240V
- 1850mm power cord
- 600mm connecting cable
- Available ratings: 3W, 4W, 8W, 10W and 14W

Code	Description
2010170	LED Strip Light 3W - 275mm
2010172	LED Strip Light 4W - 395mm
2010174	LED Strip Light 8W - 520mm
2010178	LED Strip Light 10W - 620mm
2010180	LED Strip Light 14W - 815mm

LED 2 LIGHT ROUND DOWNLIGHT KIT



- Warm white coloured LED round cabinet light
- Diffused cover with no visible LED points
- Included transformer: 220V to 12V
- 120° beam angle
- Great value two light kit
- 30,000 hours lifespan
- Power supply: 12V
- 2m cable
- Depth: 25mm
- Light diameter: 65mm
- IP rating: IP44


Code	Description
2010090	LED Two Light Round Downlight Kit

LED 2 LIGHT TRI DOWNLIGHT KIT



- Warm white coloured LED triangular cabinet light
- Diffused cover with no visible LED points
- Included transformer: 220V to 12V
- 120° beam angle
- Great value two light kit
- 30,000 hours lifespan
- Power supply: 12V
- 2m cable
- Depth: 50mm
- Light diameter: 65mm
- IP rating: IP44

Code	Description
2010095	LED Two Light Tri Downlight Kit



LED MAINS TRIANGLE LIGHT



- Warm white coloured LED triangle cabinet light for fitting under the cupboard
- Wired straight from main fitting
- No transformer required
- 21 small LEDs in one bulb
- 30,000 hours lifespan
- Voltage: 220-240V
- 1.5m cable
- Width: 120mm
- Height: 140mm
- Depth: 44mm
- Light diameter: 55mm

Code	Description
2010080	LED Mains Triangle Light



8. LIGHTING

LSTR STRIP LIGHT



- Under cabinet lighting with power cord, connecting cable, mounting clips, integral switch and T4 tube
- Minimal wiring required
- Up to 6 fittings may be linked together in series, using linking cable supplied or by plugging fittings directly together
- Ultra slim design
- Flicker free instant start
- Available in 5 sizes / ratings:
 - 275mm / 6W
 - 400mm / 8W
 - 530mm / 16W
 - 630mm / 20W
 - 815mm / 30W
- Voltage: 220-240V

Code	Description
2010000	LSTR 275mm 6W Strip Light (Cat. 5.1)
2010010	LSTR 400mm 8W Strip Light (Cat.5.1)
2010015	LSTR 530mm 16W Strip Light (Cat.5.1)
2010020	LSTR 630mm 20W Strip Light (Cat.5.1)
2010025	LSTR 815mm 30W Strip Light (Cat.5.1)

SPARE TUBE FOR LSTR STRIP LIGHT



- Warm white
- Energy saving bulb
- For overall lamp length add 17mm for pins
- Fluorescent tubes
- Available ratings: 6W, 8W, 16W, 20W and 30W

Code	Description
2010126	Spare Tube Only For LSTR 6W (Cat. 5.1)
2010127	Spare Tube Only For LSTR 8W (Cat. 5.1)
2010128	Spare Tube Only For LSTR 16W (Cat. 5.1)
2010129	Spare Tube Only For LSTR 20W (Cat. 5.1)
2010130	Spare Tube Only For LSTR 30W (Cat. 5.1)



LED FLEXIBLE TAPE KIT



- Self adhesive
- Width: 8mm
- 60 LEDs per metre, 4.8W per metre
- Includes transformer
- Voltage: 12V
- Available in sizes: 1, 2, 3 and 5m

Code	Description
2005000	LED Flexible Tape Kit 1m
2005010	LED Flexible Tape Kit 2m
2005020	LED Flexible Tape Kit 3m
2005040	LED Flexible Tape Kit 5m

Components for the Kitchen & Furniture Trade

LED PUCK LIGHT



- 1W LED light that operates off batteries
- Sensor light for wardrobes and cabinets
- Just drill a 35mm hole and pop the light in
- Has a built in sensor
- Included batteries: 3 watch batteries
- Easy to change batteries
- Depth: 10mm

Code	Description
2001000	LED Puck Light Silver

LED MAINS ROUND DOWNLIGHT



- Light output comparable to 40W halogen
- Colour temp: 3000 - 3500k
- Suited to kitchens, bedrooms and sitting room furniture
- Can be surface mounted or semi recessed
- 20000 hour average lamp life
- Mains voltage - no need for driver
- Power: 2W
- Width: 65mm
- Depth: 30mm
- Voltage: 220-240V

Code	Description
2010075	LED Mains Round Downlight

LED 3 LIGHT ROUND DOWNLIGHT KIT



- Warm white coloured LED round cabinet light
- Suitable for surface or recessed mounting
- For recessed option, simply remove decorative outer cowl
- Features: frosted glass
- 3 year warranty
- 30,000 hours lifespan
- 1.5m cable
- Great value three light kit
- Depth: 26mm
- Light diameter: 74mm
- Cut-out: 55mm
- Included transformer: 230V to 12V
- Power supply: 12V
- Finish: brushed steel
- IP rating: 20

Code	Description
2010050	LED Three Light Round Downlight Kit



HALOGEN TRIANGULAR LIGHT



- Triangle shaped under shelf halogen lighting
- Voltage: 12V
- Power: 20W
- Lamp: G4
- Cable length: 1.5m
- Finish: stainless steel
- Requires halogen light transformer 2001250
- Transformer powers 3 of these lights

Code	Description
2001170	Halogen Triangular Light Stainless Steel



8. LIGHTING

HINGE ARM LED LIGHT



- Automatic small LED light
- Instant and automatic illumination of kitchen cabinets
- Magnetic sensor
- Automatically turns on/off when door opens/closes
- Highly energy efficient
- Connected to and takes motion signal from hinge
- Magnetic base plate to allow use on any sized hinge
- Can be used in any direction hinge is operating
- No battery consumption when turned off
- Input: 12V
- Battery: 23A 12V

Code	Description
2001005	Hinge Arm LED Light

TRANSFORMER FOR TRIANGULAR LIGHT



- Auto reset integrated electronic short circuit and overload protection
- Power: 60W
- Cable length: 1.5m
- Voltage: 240V to 12V

Code	Description
2001250	Transformer For Triangular Light

ARCHITRAVE SWITCH PLUS BOX



- Plastic reverse switch box
- Pins included
- Finish: White
- 1 gang 2 way
- Dimensions: 86mm height x 30mm width x 28mm depth

Code	Description
2004625	Architrave Switch Plus Box

SWAN NECK OVER COUNTER LIGHT



- Voltage: 12V
- Power: 20W
- Lamp: MR11
- Finish: chrome
- Transformer can facilitate up to 3 of these lights

Code	Description
2001207	Swan Neck Over Counter Light
2001208	Transformer For Swan Neck Light

Plinth & Kickboard Lighting



4 ROUND LED PLINTH LIGHT KIT



- Voltage: 12V/24V
- Power: 4 x 0.5W
- LEDs: 3
- LED colour: white
- Popular spotlights for kitchen and bedroom kickboards
- Finish: brushed chrome

Code	Description
2001315	Round White LED Plinth Light Kit (4)

Components for the Kitchen & Furniture Trade



SQUARE LED PLINTH LIGHT KIT



- 4 light LED plinth kit with plug driver
- Voltage: 240V/12V
- Power: 0.5W
- Transformer built into plug for easy installation
- Available with white LEDs
- Finish: satin silver

Code	Description
2001310	Square White LED Plinth Light Kit (4)

MOTION DETECTOR SWITCH



- Flexible head which picks up movement in front of the sensor eye
- Switches both mains and low voltage lighting
- Not suitable for LED lights
- Sensor mounting threaded for installing in surfaces up to 20mm thick
- Voltage: 220-240V

Code	Description
2004600	Motion Detector Switch

AUTO DOOR SWITCH



- When door opens it will activate the light and when it closes the light switches off
- Finish: white

Code	Description
2004610	Auto Door Switch White

HAND SWIPE MOTION DETECTOR SWITCH



- Infra red sensor switch
- Isolated IR switch controller with flexible IR sensor detector
- Input: 100-240V
- Max load power: 250W
- Sensor input: 2m sensor cable with IR sensor
- Max sensor distance: 50mm ~ 100mm

Code	Description
2004605	Hand Swipe Motion Detector Switch

Ceiling Lighting

50W GU DOWNLIGHT



- Comes with bracket, terminal block and GU lampholder
- Depth: 90mm
- Diameter: 80mm
- Easy lamp replacement
- Finish: brushed chrome
- Cut-out: 60mm
- Easy to install
- Voltage: 220-240V
- Power: 50W
- Suitable for kitchen ceilings or window pelmets

Code	Description
2010200	50W GU Downlight Brushed Chrome

3.5W GU LED LAMP



- Same size as standard GU10 lamp
- High efficiency: 55 lamp lumens per watt
- LED alternative to 35W halogen
- Average lamp life: 30,000 hr
- Colour temp: 3000k
- Power: 4.5W

Code	Description
2010260	3.5W GU LED Lamp



8. LIGHTING

GU FITTING LAMP HOLDER



- Use to replace transformer and low voltage light
- Allows for GU10 LED lighting from mains
- Can be connected to all our Duracell and LED lights

Code	Description
2010240	GU Fitting Lamp Holder Only

HALOGEN LAMP FOR DOWNLIGHT KIT



- Capsule lamp
- Voltage: 12V
- Power: 20W

Code	Description
2001100	Spare Halogen Lamp For Downlight Kit

Duracell LED Lamps

DURACELL 3.8W LED GOLF LAMP



- Golf shaped LED Duracell lamps
- Power: 3.8W/25W
- Up to 85% more cost efficient than traditional light bulbs
- 15,000 - 25,000 hours lifespan
- A+ rated
- Frosted finish
- Lumen: 250lm
- 2700k warm white
- 100% mercury free
- 3.8W/25W
- Screwfix: E14 and E27
- Voltage: 220-240V

Code	Description
2030125	Duracell Lamp 3.8W E27 LED Golf
2030150	Duracell Lamp 3.8W E14 LED Golf

DURACELL 3.8W LED CANDLE LAMP



- Candle shaped LED Duracell lamps
- Power: 3.8W/25W
- Up to 85% more cost efficient than traditional light bulbs
- 15,000 hours average estimated lifespan
- A plus rated
- Frosted finish
- Lumen: 250lm
- 2700k warm white
- 100% mercury free
- Screw fix: E14 and E27
- Bayonet: B22
- Voltage: 220-240V

Code	Description
2030110	Duracell Lamp 3.8W E27 LED Candle
2030160	Duracell Lamp 3.8W E14 LED Candle
2030145	Duracell Lamp 3.8W B22 LED Candle

DURACELL 3.8W LED GU10 LAMP



- Frosted LED Duracell spotlight
- Power: 3.8W/35W
- Up to 85% more cost efficient than traditional light bulbs
- 15,000 hours average estimated lifespan
- A+ rated
- Lumen: 230lm
- 3000k warm white
- 100% mercury free
- GU10 connection
- Voltage: 220-240V
- 36° beam angle

Code	Description
2030120	Duracell Lamp 3.8W LED GU10

Components for the Kitchen & Furniture Trade

DURACELL 4W LED GOLF LAMP



- Golf shaped LED Duracell lamps
- Power: 4W/25W
- Up to 85% more cost efficient than traditional light bulbs
- 15,000 - 25,000 hours lifespan
- A+ rated
- Frosted finish
- Lumen: 250lm
- 2700k warm white
- 100% mercury free
- Bayonet: B22
- Voltage: 220-240V

Code	Description
2030135	Duracell Lamp 4W B22 LED Golf

DURACELL 6.8W LED CANDLE LAMP



- Candle shaped LED Duracell lamps
- Power: 6.8W/40W
- High powered 6.8W/40W
- Up to 85% more cost efficient than traditional light bulbs
- 15,000 hours average estimated lifespan
- A+ rated
- Frosted finish
- Would suit decorative traditional globes
- Lumen: 470lm
- 2700k warm white
- 100% mercury free
- Screw fix: E14 and E27
- Bayonet: B22
- Voltage: 220-240V

Code	Description
2030165	Duracell Lamp 6.8W E27 LED Candle
2030101	Duracell Lamp 6.8W E14 LED Candle
2030130	Duracell Lamp 6.8W B22 LED Candle

DURACELL 6.8W LED GLS LAMP



- Globe shaped LED Duracell lamps
- Power: 6.8W/40W
- Up to 85% more cost efficient than traditional light bulbs
- 15,000 hours average estimated lifespan
- A+ rated
- Frosted finish
- Lumen: 470lm
- 2700k warm white
- 100% mercury free
- Screw fix: E27
- Bayonet: B22
- Voltage: 220-240V

Code	Description
2030105	Duracell Lamp 6.8W E27 LED GLS
2030115	Duracell Lamp 6.8W B22 LED GLS

DURACELL 9.5W LED GLS LAMP



- Globe shaped LED Duracell lamps
- Power: 9.5W/60W
- Up to 85% more cost efficient than traditional light bulbs
- 15,000 hours average estimated lifespan
- A+ rated
- Frosted finish
- Lumen: 806lm
- Bright bulb designed to light large rooms
- 2700k warm white
- 100% mercury free
- Screw fix: E27
- Bayonet: B22
- Voltage: 220-240V

Code	Description
2030155	Duracell Lamp 9.5W E27 LED GLS
2030140	Duracell Lamp 9.5W B22 LED GLS

9. BEDROOM ACCESSORIES





9. BEDROOM ACCESSORIES

Express Sliderobes 172

Bedroom & Wardrobe Fittings 174

Mirror Fittings..... 179



express sliderobes

from MVI HAZEL

Express Sliderobes from MVI Hazel are high quality aluminium sliding doors and tracks. Each robe door is fashioned with the most up to date woodgrain, patterned panels or glass which are designed to meet traditional or contemporary styles.

The flexibility and variety of Express systems allow you to design interiors according to your customer's very own specific needs and tastes. With different profiles and designs to choose from there are literally thousands of options.




The Prestige profile has a slick polished finish which is scratch resistant. The Lux profile is anodised and is available with different woodgrain handle finishes. Either one will leave your room looking stylish.






9. BEDROOM ACCESSORIES



Express Sliderobes are suitable for many functions including bedrooms, dining - sitting room, office and kitchens. They can also be used commercially. The woodgrain panels are from the Egger board range and the glass is sourced in Europe ensuring the best of quality.



We also have a wide variety of accessories to maximise storage options including:

- Chrome Baskets
- Pull Down and Fixed Wardrobe Rails
- Pull Out Mirror
- Shoe Racks
- Trouser, Shirt or Blouse Pull Outs
- Tie and Belt Holders
- Laundry Basket



Bedroom & Wardrobe Fittings

RECLINING CLOTHES LIFT

- Pull down adjustable wardrobe rail
- Creates extra storage space in high wardrobes
- Allows easy access to high hanging clothes
- With soft close return
- Max load: 30kg
- Available in three adjustable sizes:
 - 480-600mm
 - 580-800mm
 - 780-1080mm

Code	Description
2502011	Reclining Clothes Lift Chrome 450-600mm
2502012	Reclining Clothes Lift Chrome 580-800mm
2502015	Reclining Clothes Lift Chrome 780-1080mm



PULL OUT PIVOT MIRROR FOR WARDROBE

- Universal fitting wardrobe mirror
- Easy to install two step pull out pivot mirror
- Slim line design
- Smooth running 45mm ball bearing runners
- Integrated full length pull out handle
- Dimensions: 390mm x 1230mm x 40mm
- 400mm minimum wardrobe depth needed

Code	Description
2002020	LED Aurora Pendant Light E14 Cap





9. BEDROOM ACCESSORIES

5 TIER SOFT CLOSE SHOE RACK



- A five tier shoe rack with soft close function
- Fitted with undermount slides for smooth running
- Very easy to fit
- Dimensions: 900mm x 350mm x 475mm

Code	Description
2502100	5 Tier Soft Close Shoe Rack Left Hand
2502105	5 Tier Soft Close Shoe Rack Right Hand

TELESCOPIC SHOE RACK



- Adjustable shoe rack on telescopic rails
- Available in three adjustable sizes:
 - 420-620mm
 - 620-790mm
 - 790-960mm

Code	Description
2502500	Telescopic Shoe Rack 420-620mm
2502510	Telescopic Shoe Rack 620-790mm
2502520	Telescopic Shoe Rack 790-960mm

CLOTHES HANGER



- Easy installation
- For storing of clothing in wardrobes
- Can be fitted to the top of the wardrobe or the underside of shelves
- Depth: 450mm
- Bracket width: 90mm

Code	Description
2502060	Clothes Hanger

TROUSER SPIDER



- Easy installation
- For hanging trousers in wardrobes

Code	Description
2502062	Trouser Spider

TIE & BELT RACK



- Easy installation
- For storing ties and belts in wardrobes

Code	Description
2502068	Tie & Belt Rack

Components for the Kitchen & Furniture Trade

RECHARGEABLE RAIL LIGHT



- Wardrobe rail light in four handy sizes that can be cut to size
- The rail has a row of high definition LED's to light up the wardrobe
- There is a built in PIR so the lights turn on as soon as the door is opened
- Battery operated
- Battery rechargeable using rail charger
- An average rail will last up to 6 months between charges
- Load capacity: 20kg (FIRA tested)

Code	Description
4840020	Rechargeable Rail Light 962mm

SINGLE COAT HOOK



- Screw fixing
- Dimensions: 50mm
- Finish: chrome

Code	Description
4002050	Single Coat Hook Chrome No.238

DOUBLE HAT & COAT HOOK



- Screw fixing
- Dimensions: 150mm
- Finish: chrome or brass

Code	Description
4001032	Double Hat & Coat Hook Chrome No.901
4001033	Double Hat & Coat Hook Brass No.901

MODERN STYLE DOUBLE HAT & COAT HOOK



- Stylish and sturdy modern coat hook
- Finish: polished chrome
- Perfect for any school, office or wardrobe
- Double hanging area
- Two hole to insert hanging rails
- Screws included
- Dimensions: 145mm x 24mm x 70mm

Code	Description
4001040	Double Hat & Coat Hook Modern Style

MODERN STYLE TRIPLE HAT & COAT HOOK



- Quality made modern style coat hook
- Finish: polished chrome
- Perfect for any school, office or wardrobe
- Triple hanging area
- Designed to take large load
- Screws and wall plugs included
- Height: 120mm
- Main hook extension: 70mm
- Double hook extension: 32mm

Code	Description
4001044	Triple Hat & Coat Hook Modern Style



9. BEDROOM ACCESSORIES

ALUMINUM HAT & COAT HOOK



- Face fixing with screws
- Material: aluminium
- Dimensions: 120mm x 19mm x 50 mm

Code	Description
4001020	Hat & Coat Hook Aluminum 6in

OVAL ROBE RAIL



- Wardrobe robe rail in 3m lengths
- Material: 0.7mm steel thick
- Dimensions: 3m x 30mm x 15mm
- Finish: chrome

Code	Description
4820006	Robe Rail Oval C.P. 3 Metre

CURVED ROBE RAIL



- For running rail at a 90 degree angle
- Material: 0.7mm steel
- Dimensions: 825mm x 825mm
- Finish: chrome

Code	Description
4801500	Robe Rail Curved C.P. 825 x 825mm

OVAL ROBE RAIL END SUPPORT



- Three hole fixing for extra strength
- Top and bottom hole 32mm apart
- Dimensions: 50mm x 20mm x 15mm
- Finish: chrome
- Sold as a single item

Code	Description
4801050	Rail End Support Oval (Gable) C.P.

OVAL ROBE RAIL END SUPPORT WITH 5mm DOWELS



- With dowels for quick installation
- Top and bottom dowel 32mm apart
- Dimensions: 50mm x 20mm x 15mm
- Finish: chrome
- Sold as a single item

Code	Description
4801058	Rail End Supports Oval (5mm Dowels) Gable C.P.

OVAL ROBE RAIL CENTRE SUPPORT



- Used where an extra long span is encountered
- Material: zinc diecast
- Dimensions: 75mm x 15mm
- Finish: chrome

Code	Description
4801250	Rail Centre Supports Oval C.P.

Components for the Kitchen & Furniture Trade

ADJUSTABLE OVAL ROBE RAIL CENTRE SUPPORT



- Used where an extra long span or angle is encountered
- Full 360 degree revolution rail support
- Threaded bolt to allow for height adjustment
- Used with straight and curved 30mm x 15mm oval robe rail
- Hole centres: 29mm
- Height adjustment: 77-100mm
- Material: zinc diecast
- Finish: polished chrome

Code	Description
4801260	Rail Centre Supports Oval C.P. (Adjustable)

19mm ROUND ROBE RAIL



- Wardrobe robe rail in 2.5m lengths
- Material: 0.7mm steel
- Dimensions: 2.5m x 19mm
- Finish: chrome

Code	Description
4831010	Robe Rail Round C.P. 3/4in x 2.5 Metre (19mm)

19mm ROUND ROBE RAIL CENTRE SUPPORT



- Finish: chrome
- Material: steel
- Used for extra support where there is a long span
- Fixes to the top shelf
- Size: 19mm

Code	Description
4801224	Rail Centre Supports Round 19mm

19mm ROUND ROBE RAIL END SUPPORT FOR SHELF FIXING



- Finish: chrome
- Material: steel
- Used for holding 19mm rail in place
- Fixes to the top shelf
- Can also be used to hang rail in a unit front to back rather than side to side
- Size: 19mm
- Sold as a single item

Code	Description
4801164	Rail End Supports Round 19mm Shelf Type

19mm ROUND ROBE RAIL END SOCKET



- Finish: chrome
- Material: steel
- Used for holding 19mm rail in place
- Fixes to the end panels or gables
- Size: 19mm

Code	Description
4801014	Rail End Socket Round (Gable) C.P. Diecast 19mm

25mm ROUND ROBE RAIL



- Wardrobe robe rail in 2.5m lengths
- Material: 0.7mm steel
- Finish: chrome
- Dimensions: 2.5m x 25mm

Code	Description
4831015	Robe Rail Round C.P. 1in x 2.5 Metre (25mm)



9. BEDROOM ACCESSORIES

25mm ROUND ROBE RAIL END SOCKET



- Finish: chrome
- Material: steel
- Used for holding 25mm rail in place
- Fixes to the end panels or gables
- Size: 25mm

Code	Description
4801016	Rail End Socket Round (Gable) C.P. Diecast 25mm

25mm ROUND RAIL END SUPPORT FOR SHELF FIXING



- Finish: chrome
- Material: steel
- Used for holding 25mm rail in place
- Fixes to the top shelf
- Can also be used to hang rail in a unit front to back rather than side to side
- Size: 25mm
- Sold as a single item

Code	Description
4801166	Rail End Supports Round 25mm Shelf Type

25mm ROUND ROBE RAIL CENTRE SUPPORT



- Finish: chrome
- Material: steel
- Used for extra support where there is a long span
- Fixes to the top shelf
- Can also be used to hang rail in a unit front to back rather than side to side
- Size: 25mm

Code	Description
4801226	Rail Centre Supports Round C.P. 25mm

NO. 418 FLUSH MOUNT



- Material: steel
- Finish: zinc
- Flush mounting assembly or hanging fitting
- Dimensions: 44mm x 38mm
- Male and female parts slot together for a hidden fitting

Code	Description
3116001	Flush Mounts No.418

Mirror Fittings

GLASS PLATE



- Material: steel
- Finish: electro brass plated
- Used to fix mirrors or pictures to walls
- Available sizes: 25, 32, 38 and 50mm

Code	Description
5101001	Glass Plate E.B. No.237A 1in 25mm
5101002	Glass Plate E.B. No.237A 1 1/4in 32mm
5101003	Glass Plate E.B. No.237A 1 1/2in 38mm
5101004	Glass Plate E.B. No.237A 2in 50mm

MIRROR SCREW



- Material: zinc plated steel with chrome cap
- A screw with an internal thread on the head which takes a dome cover
- Used to fix mirrors or pictures to walls
- Available sizes: 19, 25 and 32mm

Code	Description
5104102	Mirror Screw C.P. No.8 x 3/4in 19mm
5104104	Mirror Screw C.P. No.8 x 1in 25mm
5104105	Mirror Screw C.P. No.8 x 1 1/4in 32mm

Components for the Kitchen & Furniture Trade

MIRROR MOVEMENT



- Finish: electro brass plated
- Material: steel
- Used to tilt a dressing table mirror back or forth
- Receiver 5104020 has to be ordered separately

Code	Description
5104006	Mirror Movement Bra-kon E.B. No.117

HANDED TYPE MIRROR MOVEMENT



- Finish: electro brass plated
- Material: steel
- Used to tilt a dressing table mirror back or forth
- L shaped to fit the mirror post better
- Receiver 5104020 has to be ordered separately

Code	Description
5104009	Mirror Movement Bra-kons L/H E.B. No.135
5104010	Mirror Movement Bra-kons R/H E.B. No.135

MIRROR MOVEMENT RECEIVER



- Finish: electro brass plated
- Used with products 5104006, 5104009 and 5104010
- Attaches to the mirror and dovetails on to the mirror post

Code	Description
5104020	Mirror Movement Receiver Backs No.135 E.B.

GLASS GRIP



- Material: Flexible rubber
- Roll: 1000ft
- Used to hold glass or mirror in place • Available colours: Off white and brown

Code	Description
5100010	Glass Grip Off White (1000 ft. Roll)
5100012	Glass Grip Brown (1000 ft. Roll)

10. ADHESIVES & EDGING





10. ADHESIVES & EDGING

Adhesives, Abrasives & Fillers 184

Edging191

Components for the Kitchen & Furniture Trade

Adhesives, Abrasives & Fillers

MITRE ADHESIVE & ACTIVATOR



- Delivers a really strong joint in a matter of seconds
- Suitable for wood, metal, plastics, cloth, leather, rubber and ceramics
- Interior use only
- Setting time approx. 10 seconds
- Sizes: 50ml adhesive and 200ml activator

Code	Description
9106005	Mitre Adhesive 50ml
9106010	Mitre Activator 200ml

EVERBUILD STICK ALL CONTACT ADHESIVE



- This all purpose weatherproof wood adhesive is a high quality resin based wood adhesive for all wood bonding
- It can be used internally or externally and provides a high strength, impact resistant bond that is usually stronger than the wood itself
- Ideal for all general woodworking and joinery uses, furniture assembly and household DIY use
- Dries clear
- Fast cure, initial set in just 10 minutes
- Conforms to the international standard DN 204 (D3) and BS 4071 for creep resistance
- Sizes: 250ml, 750ml and 5L tins

Code	Description
9302005	Everbuild Stick All Contact Adhesive 250ml
9302010	Everbuild Stick All Contact Adhesive 750ml
9302020	Everbuild Stick All Contact Adhesive 5L

EVERBUILD CONTACT SPRAY ADHESIVE



- Sprayable glue which bonds to most common materials including wood, concrete, stone, tiles, rubber, foam, metals, rigid plastics, polyethylene, canvas fabrics, cardboard, paper and cork
- Ideal for securing most carpets/floor coverings
- Suitable for internal and external use, giving permanent or temporary adhesion
- Size: 500ml aerosol

Code	Description
9304020	Everbuild Contact Spray Adhesive

EVERBUILD MIRROR MATE ADHESIVE



- Specifically designed for sticking mirrors to all common surfaces, although it has numerous other uses
- Also suitable for use as a sealant - will also seal around the edge of mirrors
- Excellent primerless adhesion to most surfaces, including metals, plastics, concrete, plaster, plasterboard, polyester, perspex, glass, wood, enamel, painted surfaces, etc.
- Mirror Mate will even stick to damp surfaces
- Overpaintable with most water based and gloss paints
- Size: 350ml tube

Code	Description
9304040	Everbuild Mirror Adhesive



10. ADHESIVES & EDGING

EVERBUILD PINK GRIP



- Pink Grip can be used on just about anything on a building site that needs sticking
- Its amazing grabbing strength not only removes the need to pin under the workpiece to prevent slumping, but its revolutionary initial 'Direct Bond' eliminates the need for double stick methods
- Pink Grip can be used inside and outside and adheres to just about every building substrate
- Size: 350ml tube

Code	Description
9304050	Everbuild Pink Grip

EVERBUILD GUN A NAIL EXTRA



- Everbuild Gun A Nail Extra is a ready to use solvent based gap filling and panel adhesive based on a high bond strength synthetic rubber/resin mix in a solvent carrier
- Adheres to most common surfaces inside and outside the home
- Bonds to wood, plaster, plasterboard, carpet, carpet grippers, metal, glass, ceramics, brick, concrete, cork PVCu and certain plastics
- The extra durability of this product makes it the ideal choice for external use or for situations where both surfaces are non-porous
- Replaces nails, screws and drilling
- Size: 290ml tube

Code	Description
9304055	Everbuild Gun A Nail Extra

EVERBUILD STIXALL



- Stixall based upon new hybrid polymer technology, is the ultimate combined building adhesive and sealant
- Bonds and seals virtually everything to anything
- Water resistant, can be applied to wet surfaces
- Size: 290ml tube

Code	Description
9304060	Everbuild Stixall Clear

EVERBUILD SMART TACK HANDY SPRAY



- Smart Tack in a standard aerosol for smaller jobs and tricky areas such as edging, mitred joints, etc
- Offers the benefits of the smart tack system with lower pressure application
- Size: 500ml aerosol

Code	Description
9305900	Everbuild Smart Tack Handy Spray

SMART TACK BULK TANK



- For use with the Everbuild Smart Tack

Code	Description
9306020	Everbuild Smart Tack Hose

SMART TACK BULK TANK



- For use with the Everbuild Smart Tack

Code	Description
9306020	Everbuild Smart Tack Hose

SMART TACK BULK TANK



- Smart Tack system is an advanced spray bonding system based on new technology resins producing fine strands of adhesives that form a web type pattern on application
- Designed for bonding laminates, veneers, edge banding, vinyls, PVC sheets and fabrics
- Surfaces can normally be closed after only 3 to 5 minutes
- Surfaces can also be left open for up to 2 hours
- Unaffected by temperatures up to 95°C
- 15 times quicker than applying conventional contact adhesive by spreader with 3 times the coverage
- Colour: clear
- Capacity: 17kg

Code	Description
9306000	Everbuild Smart Tack Clear Bulk Tank

smart tack

**ADVANCED
SPRAY
BONDING
SYSTEM**





10. ADHESIVES & EDGING


RAKOLL HOT MELT GLUE



- Rakoll is an EVA based synthetic resin adhesive with good working properties which can be universally used on edgebanders with PVC melamine and veneers edges
- Temperature at applicator roll needs to be between 190°C and 210°C
- The feed speed of the edgebanding machine needs to be at least 20m/min
- This product is suitable for the majority of small to medium size machines
- Size: 25kg bag

Code	Description
9306100	Rakoll Hot Melt Glue

EVERBUILD SILICONE



- A high modulus silicone sealant that adheres to most smooth and non-porous materials
- Contains an anti-fungal compound to prevent mould growth in areas of high humidity
- Forms a permanently flexible rubber seal
- Size: 295ml tube
- Colours: clear, white, black and brown

Code	Description
9301000	Everbuild Silicone Clear
9301010	Everbuild Silicone White
9301020	Everbuild Silicone Black
9301025	Everbuild Silicone Brown

EVERBUILD FOREVER WHITE



- Everbuild Forever White is a superior silicone sealant that is permanently waterproof and flexible and ideal for:
 - Sealing shower bases and cubicles
 - Sealing around baths
 - Sealing wetrooms
 - Sealing around sinks and basins
 - Sealing around sanitary ware
- For use in kitchens, utility rooms and in all areas of high humidity
- Also ideal for sealing around window and door frames internally in areas subject to high condensation
- Size: 80ml tube

Code	Description
9301080	Everbuild Forever White

CAULKING GUN



- High quality steel framed mastic gun
- Accepts a wide range of sealants and adhesive cartridge sizes
- Quick release lever that allows replacement cartridges be fitted quickly and easily

Code	Description
9109000	Silicone Gun

Components for the Kitchen & Furniture Trade

EVERBUILD D2 JOINERY WOOD ADHESIVE



- A high quality all purpose wood adhesive resin based adhesive for all wood bonding
- It can be used internally or externally and provides a high strength, impact resistant bond that is usually stronger than the wood itself
- Ideal for all general woodworking and joinery uses, furniture assembly and household DIY use
- Dries clear
- Fast cure, initial set in just 10 minutes
- Conforms to the international standard DN 204 (D2) and BS 4071 for creep resistance
- Size: 5L bottle

Code	Description
9303030	Everbuild D2 Joinery Wood Adhesive 5L


EVERBUILD D3 WOOD ADHESIVE



- A high quality all purpose waterproof resin based adhesive for all wood bonding
- It can be used internally or externally and provides a high strength, impact resistant bond that is usually stronger than the wood itself
- Ideal for all general woodworking and joinery uses, furniture assembly and household DIY use
- Dries clear
- Fast cure, initial set in just 10 minutes
- Conforms to the international standard DN 204 (D3) and BS 4071 for creep resistance
- Sizes: 1L or 5L bottle

Code	Description
9303015	Everbuild D3 Waterproof Wood Adhesive 1 Litre
9303020	Everbuild D3 Waterproof Wood Adhesive 5 Litre

EVERBUILD DECORATORS CAULK



- 125 one hour caulk is a fast drying flexible decorators filler and sealant that remains permanently flexible
- Can be overpainted with most paint types or covered over with wallpaper, no sanding down required
- Size: 350ml tube

Code	Description
9301050	Everbuild Decorators White Caulk
9301055	Everbuild Decorators Cream Caulk

EVERBUILD EXPANDABLE FOAM



- For quick setting polyurethane based foam which expands greatly on application and yields up to 50 times original can contents
- Can be cut, sawn, plastered and sealed over after approximately one hour
- Fills irregular gaps, fixes framework, insulates and sound deadens
- Can be fully litho printed for effective display
- Size: 750ml aerosol

Code	Description
9304095	Everbuild Expandable Foam



10. ADHESIVES & EDGING

BRUMMER WOOD FILLER



- Interior wood filler
- Ready mixed
- Usage: for filling holes and cracks in all timber, from fine antiques to modern furniture
- Size: 250g tin
- Available in 9 colours

Code	Description
9201005	Brummer Wood Filler Small Tin Cream/Pine
9201015	Brummer Wood Filler Small Tin Light Oak
9201020	Brummer Wood Filler Small Tin Medium Oak
9201025	Brummer Wood Filler Small Tin Natural Oak
9201030	Brummer Wood Filler Small Tin Light Mahogany
9201035	Brummer Wood Filler Small Tin Medium Mahogany
9201050	Brummer Wood Filler Small Tin Teak
9201055	Brummer Wood Filler Small Tin White
9201060	Brummer Wood Filler Small Tin Dark Oak

STUK YELLOW SANDPAPER SHEET



- 5x sheets of general purpose sandpaper
- Available in 120 (medium fine) and 180 (fine) grit
- Size: 230 x 280mm
- Colour: yellow
- Applicable to wood, paint, plaster, metal, fibreglass, plastic, drywall, varnish and fillers

Code	Description
9101000	STUK Yellow Sandpaper Sheet 120 Grit (Med Fine) 5pk
9101005	STUK Yellow Sandpaper Sheet 180 Grit (Fine) 5pk

STUK GREEN SANDPAPER ROLL



- For hand and power sanding
- Available in 120 (medium fine) and 180 (fine) grit
- Size: 115mm x 50m
- Colour: green
- Applicable to paints, plasters, fillers boards and softwoods

Code	Description
9101025	STUK Green Sandpaper 120 Grit (Med Fine) 50m Roll
9101030	STUK Green Sandpaper 180 Grit (Fine) 50m Roll

STUK RED SANDPAPER ROLL



- For hand and power sanding
- Available in 120 (medium fine) and 180 (fine) grit
- Size: 115mm x 10m
- Colour: red
- Applicable to metal, masonry, ceramics, plastics, hand fillers, enamels and hardwoods

Code	Description
9101015	STUK Red Sandpaper 120 Grit (Med Fine) 10m Roll
9101020	STUK Red Sandpaper 180 Grit (Fine) 10m Roll

Components for the Kitchen & Furniture Trade

STUK GOLD ASSORTED SANDPAPER SHEET SELECTION



- 5x sheets of general purpose sandpaper
- Available in 180 grit
- For all types of sanding and preparation
- Size: 230 x 280mm
- Colour: gold
- Applicable to wood, paint, plaster, metal, fibreglass, plastic, drywall, varnish and fillers

Code	Description
9101010	STUK Gold Sandpaper Sheet Assorted Selection 10pk

STUK RED SANDING DISC



- 5x discs for power sanding
- Available in 120 (medium fine) and 180 (fine) grit
- 6 pre-punched holes for power sanders
- Hook & loop fastening system
- Width: 115mm
- Length: 50mm roll
- Disc diameter: 150mm
- Colour: red
- Applicable to wood, metal, masonry, ceramics, plastics, fillers, enamels, paint, plaster and boards

Code	Description
9101045	STUK Red Sanding Disk 120 Grit (Fine) 5pk 150mm
9101050	STUK Red Sanding Disk 180 Grit (Med Fine) 5pk 150mm

STUK BLACK SANDING SPONGE



- 3x flexible sanding blocks
- Available in 120 (medium fine) and 180 (fine) grit
- Coated on all four sides
- For curves, contours and general sanding
- Size: 100 x 70 x 25mm
- Colour: black
- Applicable to wood, metal, paint, varnish, plastics, fillers, enamels, plaster and boards

Code	Description
9101035	STUK Black Sanding Sponge 120 Grit (Fine) 3pk
9101040	STUK Black Sanding Sponge 180 Grit (Med Fine) 3pk

STUK BLACK WET & DRY SANDPAPER SHEET



- 5x sheets of wet surface sandpaper
- Available in 240 grit
- Best for primers and sealers
- Final sanding before paint
- Size: 230 x 280mm
- Colour: black
- Applicable to wood, paint, plaster, metal, fibreglass, varnish, primers and fillers

Code	Description
9101012	STUK Black Wet & Dry Sandpaper Sheet 240 Grit 5pk



10. ADHESIVES & EDGING

EVERBUILD WONDER WIPES




- Specially formulated to clean hands, tools and surfaces from wet and semi-cured paint, sealant, adhesive, bitumen, expanding foam, oil, grease and even silicone
- Useful when there is no water on site
- Contain a powerful anti-bacterial additive that is tested by an independent laboratory to BSEN 1276:1997 and BSEN 12054:1995
- Resistant to MRSA, Salmonella, Listeria and E.coli
- 100 wipes in carton

Code	Description
9304100	Everbuild Wonder Wipes

Edging

PREGLUED 22mm MELAMINE EDGING



- Strong durable melamine edging suitable for use on all types of furniture and kitchen carcasses
- Available in 13 colours
- Width: 22mm
- Length: 50m roll
- Ideal for edging and finishing
- Preglued
- Swatches available

Code	Description
8502009	Melamine Edging 22mm White Preglued
8502010	Melamine Edging 22mm Cream Preglued
8502050	Melamine Edging 22mm Classic Oak Preglued
8502052	Melamine Edging 22mm Natural Oak Preglued
8502055	Melamine Edging 22mm Lissa Oak Preglued
8502060	Melamine Edging 22mm Beech Preglued
8502070	Melamine Edging 22mm Maple Preglued
8502080	Melamine Edging 22mm Walnut Preglued
8502085	Melamine Edging 22mm Dark Walnut Preglued
8502088	Melamine Edging 22mm Black Preglued
8502092	Melamine Edging 22mm Ivory Preglued
8502094	Melamine Edging 22mm Grey Preglued
8502098	Melamine Edging 22mm Grey Bordolino Preglued

PREGLUED HIGH GLOSS 22mm MELAMINE EDGING



- Strong durable melamine edging suitable for use on all types of furniture and kitchen carcasses
- Available in 3 colours
- Width: 22mm
- Length: 50m roll
- Ideal for edging and finishing
- Preglued
- Suitable for high gloss kitchens

Code	Description
8502100	Melamine Edging 22mm White High Gloss Preglued
8502105	Melamine Edging 22mm Cream High Gloss Preglued
8502115	Melamine Edging 22mm Ivory High Gloss Preglued

PREGLUED 22mm VENEER EDGING




- Strong durable veneer edging suitable for use on all types of furniture and kitchen carcasses
- Available in 7 colours
- Width: 22mm
- Length: 50m roll
- Ideal for edging and finishing
- Preglued

Code	Description
8502200	Veneer Edging 22mm Maple 50m Roll Preglued
8502201	Veneer Edging 22mm Mahogany 50m Roll Preglued
8502203	Veneer Edging 22mm Pine 50m Roll Preglued
8502205	Veneer Edging 22mm White Oak 50m Roll Preglued
8502210	Veneer Edging 22mm Cherry 50m Roll Preglued
8502220	Veneer Edging 22mm Beech 50m Roll Preglued
8502225	Veneer Edging 22mm Walnut 50m Roll Preglued

Components for the Kitchen & Furniture Trade

UNGLUED 22mm x 0.4mm PVC EDGING



- Strong durable veneer edging suitable for use on all types of furniture and kitchen carcasses
- Available in 10 colours
- Thickness: 0.4mm
- Width: 22mm
- Length: 300m roll
- Used with hot melt: 9306100
- Swatches available

Code	Description
8505000	PVC Edging 0.4mm White 300m Roll Unglued
8505005	PVC Edging 0.4mm Cream 300m Roll Unglued
8505010	PVC Edging 0.4mm Ivory 300m Roll Unglued
8505015	PVC Edging 0.4mm Black 300m Roll Unglued
8505020	PVC Edging 0.4mm Lissa Oak 300m Roll Unglued
8505025	PVC Edging 0.4mm Natural Oak 300m Roll Unglued
8505030	PVC Edging 0.4mm Walnut 300m Roll Unglued
8505032	PVC Edging 0.4mm Dark Walnut 300m Roll Unglued
8505035	PVC Edging 0.4mm Beech 300m Roll Unglued
8505040	PVC Edging 0.4mm Grey 300m Roll Unglued

UNGLUED 22mm x 0.8mm PVC EDGING



- Strong durable PVC edging suitable for edging doors or high quality carcasses
- Available in 10 colours
- Thickness: 0.8mm
- Width: 22mm
- Length: 150m roll
- Used with Hot Melt Glue: 9306100

Code	Description
8504500	PVC Edging 0.8mm White 150m Roll Unglued
8504505	PVC Edging 0.8mm Cream 150m Roll Unglued
8504510	PVC Edging 0.8mm Ivory 150m Roll Unglued
8504515	PVC Edging 0.8mm Lissa Oak 150m Roll Unglued
8504520	PVC Edging 0.8mm Cashmere 150m Roll Unglued
8504525	PVC Edging 0.8mm Mussel 150m Roll Unglued
8504530	PVC Edging 0.8mm Dakar 150m Roll Unglued
8504535	PVC Edging 0.8mm Stone Grey 150m Roll Unglued
8504540	PVC Edging 0.8mm Grey Nebraska 150m Roll Unglued
8504545	PVC Edging 0.8mm Robson Oak 100m Roll Unglued


UNGLUED HIGH GLOSS 22mm x 1mm PVC EDGING



- Strong durable PVC edging suitable for edging doors or high quality carcasses
- Colours: white and cream
- Thickness: 1mm
- Width: 22mm
- Length: 150m roll
- Used with Hot Melt Glue: 9306100

Code	Description
8504000	PVC Edging 1mm White Hi Gloss 150m Roll Unglued
8504005	PVC Edging 1mm Cream Hi Gloss 150m Roll Unglued

UNGLUED 22mm x 2mm PVC EDGING



- Strong durable PVC edging suitable for edging doors or high quality carcasses
- Available in 18 colours
- Width: 22mm
- Length: 100m roll
- Thickness: 2mm
- Used with Hot Melt Glue: 9306100
- Swatches available

Code	Description
8503000	PVC Edging 2mm White 100m Roll Unglued
8503005	PVC Edging 2mm Cream 100m Roll Unglued
8503010	PVC Edging 2mm Ivory 100m Roll Unglued
8503015	PVC Edging 2mm Black 100m Roll Unglued
8503020	PVC Edging 2mm Lissa Oak 100m Roll Unglued
8503025	PVC Edging 2mm Natural Oak 100m Roll Unglued
8503030	PVC Edging 2mm Natural Walnut 100m Roll Unglued
8503032	PVC Edging 2mm Dark Walnut 100m Roll Unglued
8503034	PVC Edging 2mm Colo Bolo 100m Roll Unglued
8503035	PVC Edging 2mm Beech 100m Roll Unglued
8503040	PVC Edging 2mm Grey 100m Roll Unglued
8503045	PVC Edging 2mm Robson Oak 100m Roll Unglued
8503050	PVC Edging 2mm Cashmere 100m Roll Unglued
8503055	PVC Edging 2mm Mussel 100m Roll Unglued
8503060	PVC Edging 2mm Dakar 100m Roll Unglued
8503065	PVC Edging 2mm Stone Grey Ash 100m Roll Unglued
8503070	PVC Edging 2mm Grey Nebraska 100m Roll Unglued
8503075	PVC Edging 2mm Anthracite 100m Roll Unglued



10. ADHESIVES & EDGING

UNGLUED 22mm x 0.5mm WHITE OAK VENEER EDGING



- Authentic wooden veneer edging for solid oak wood and panels
- Finish: white oak
- Thickness: 0.5mm
- Length: 250m rolls
- Used with Hot Melt Glue: 9306100

Code	Description
8503500	Veneer Edging 0.5mm White Oak Unglued 250m

UNGLUED 22mm x 2mm WHITE OAK VENEER EDGING



- Authentic wooden veneer edging for solid oak wood and panels
- Finish: white oak
- Thickness: 2mm
- Length: 100m rolls
- Used with Hot Melt Glue: 9306100

Code	Description
8503510	Veneer Edging 2mm White Oak Unglued 100m

22mm x 0.4mm PAINTABLE EDGING



- Plain paintable edging for shaker kitchens
- Width: 22mm
- Length: 550m roll
- Thickness: 0.4mm

Code	Description
8505050	Paintable Edging 0.4 x 22mm 550m Roll

50mm x 0.4mm PAINTABLE EDGING



- Plain paintable edging for shaker kitchens
- Width: 50mm
- Length: 578m roll
- Thickness: 0.4mm
- Designed to cover 2 gables

Code	Description
8505060	Paintable Edging 0.4 x 50mm 578m Roll

EDGING DISPLAY STAND



- Display stand for preglued melamine edging
- Stand is sold separate to the edging stock – see your rep for more details

Code	Description
8502000	Edging Display Stand



www.mvihazel.com/doors

Here at MVI Hazel, we take pride in delivering a range of kitchen doors to cater for all tastes and budgets. Our traditional range of doors, includes MFC shaker and 5 piece vinyl. We also supply stunning and innovative handleless doors and hi-gloss modern doors with 3D edging. Whatever your choice, we can offer any of our styles or colours, in both Standard and Made to Measure sizes. All with a comprehensive range of cornices, pelmets and matching edging available. Contact sales@mvihazel.com or **01 864 3480** for further information.

Use MVI Door App & find your door in 3 easy steps



Choose your style



Choose your colour



Choose your sizes



11. KDS, DOWELS, SCREWS & CAPS





11. KDS, DOWELS, SCREWS & CAPS

Screws	199
Screw Accessories	204
Wall Plugs.....	204
Hammer-in Fixings	205
KDS	205
Caps.....	206



SPAX®





11. KDS, DOWELS, SCREWS & CAPS

Screws

SPAX M3.5 POZI SCREW

- Can be used in wood, plastic or metal sheet
- Multihead for wood and metal panelling
- Patented 4CUT stretches the material out and divides the fibres
- Sizes: 3.5mm
- Available lengths: 16 - 50mm
- Other sizes available on request
- Box qty: 500 or 1000

Code	Description
7302011	Spax Pozi Screw M3.5 x 16mm (Box 1000)
7302020	Spax Pozi Screw M3.5 x 20mm (Box 1000)
7302025	Spax Pozi Screw M3.5 x 25mm (Box 1000)
7302030	Spax Pozi Screw M3.5 x 30mm (Box 1000)
7302035	Spax Pozi Screw M3.5 x 40mm (Box 1000)
7302040	Spax Pozi Screw M3.5 x 50mm (Box 500)



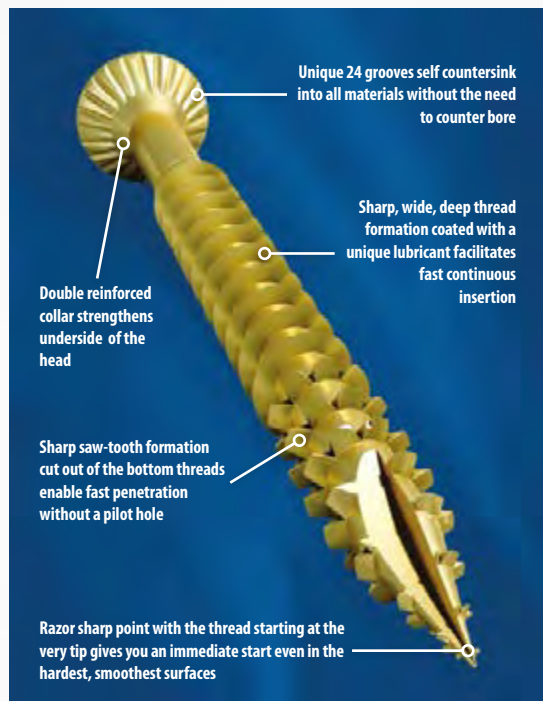
SPAX M4 POZI SCREW

- Can be used in wood, plastic or metal sheet
- Multihead for wood and metal panelling
- Patented 4CUT stretches the material out and divides the fibres
- Sizes: 4mm
- Available lengths: 16 - 50mm
- Other sizes available on request
- Box qty: 500 or 1000

Code	Description
7303010	Spax Pozi Screw M4 x 16mm (Box 1000)
7303030	Spax Pozi Screw M4 x 30mm (Box 1000)
7303032	Spax Pozi Screw M4 x 35mm (Box 1000)
7303035	Spax Pozi Screw M4 x 40mm (Box 1000)
7303040	Spax Pozi Screw M4 x 50mm (Box 500)



OPTIMAXX®



OPTIMAXX M3.5 POZI SCREW



- Fully threaded deep pozi screws
- Double reinforced collar to strengthen underside of head
- Allows for a deeper pozi recess
- Suited for immediate drilling on both hard and smooth surfaces
- Sharp tooth to reduce torque and resistance on insertion
- Long thin groove to prevent splitting when screwing close to edge
- Size: 3.5mm
- Available lengths: 16mm to 50mm
- Box qty: 200

Code	Description
7306000	Optimaxx Pozi Screw M3.5 x 16mm (200pcs)
7306005	Optimaxx Pozi Screw M3.5 x 20mm (200pcs)
7306010	Optimaxx Pozi Screw M3.5 x 25mm (200pcs)
7306015	Optimaxx Pozi Screw M3.5 x 30mm (200pcs)
7306020	Optimaxx Pozi Screw M3.5 x 35mm (200pcs)
7306025	Optimaxx Pozi Screw M3.5 x 40mm (200pcs)
7306030	Optimaxx Pozi Screw M3.5 x 50mm (200pcs)

OPTIMAXX M4 POZI SCREW



- Fully threaded deep pozi screws
- Double reinforced collar to strengthen underside of head
- Allows for a deeper pozi recess
- Suited for immediate drilling on both hard and smooth surfaces
- Sharp tooth to reduce torque and resistance on insertion
- Long thin groove to prevent splitting when screwing close to edge
- Size: 4mm
- Available lengths: 20-70mm
- Box qty: 200
- Also available in larger Maxxtub quantities with free drill bit

Code	Description
7306035	Optimaxx Pozi Screw M4.0 x 20mm (200pcs)
7306040	Optimaxx Pozi Screw M4.0 x 25mm (200pcs)
7306045	Optimaxx Pozi Screw M4.0 x 30mm (200pcs)
7306050	Optimaxx Pozi Screw M4.0 x 35mm (200pcs)
7306055	Optimaxx Pozi Screw M4.0 x 40mm (200pcs)
7306060	Optimaxx Pozi Screw M4.0 x 45mm (200pcs)
7306065	Optimaxx Pozi Screw M4.0 x 50mm (200pcs)
7306070	Optimaxx Pozi Screw M4.0 x 60mm (200pcs)
7306075	Optimaxx Pozi Screw M4.0 x 70mm (200pcs)

OPTIMAXX M4.5 POZI SCREW



- Fully threaded deep pozi screws
- Double reinforced collar to strengthen underside of head
- Allows for a deeper pozi recess
- Suited for immediate drilling on both hard and smooth surfaces
- Sharp tooth to reduce torque and resistance on insertion
- Long thin groove to prevent splitting when screwing close to edge
- Size: 4.5mm
- Available lengths: 30mm to 80mm
- Box qty: 200

Code	Description
7306080	Optimaxx Pozi Screw M4.5 x 30mm (200pcs)
7306085	Optimaxx Pozi Screw M4.5 x 40mm (200pcs)
7306090	Optimaxx Pozi Screw M4.5 x 50mm (200pcs)
7306095	Optimaxx Pozi Screw M4.5 x 60mm (200pcs)
7306100	Optimaxx Pozi Screw M4.5 x 70mm (200pcs)
7306105	Optimaxx Pozi Screw M4.5 x 80mm (200pcs)



11. KDS, DOWELS, SCREWS & CAPS

OPTIMAXX M5 POZI SCREW



- Fully threaded deep pozi screws
- Double reinforced collar to strengthen underside of head
- Allows for a deeper pozi recess
- Suited for immediate drilling on both hard and smooth surfaces
- Sharp tooth to reduce torque and resistance on insertion
- Long thin groove to prevent splitting when screwing close to edge
- Size: 5mm
- Available lengths: 25mm to 100mm
- Box qty: 200
- Also available in larger Maxxtub quantities with free drill bit

Code	Description
7306110	Optimaxx Pozi Screw M5.0 x 25mm (200pcs)
7306115	Optimaxx Pozi Screw M5.0 x 30mm (200pcs)
7306120	Optimaxx Pozi Screw M5.0 x 40mm (200pcs)
7306125	Optimaxx Pozi Screw M5.0 x 50mm (200pcs)
7306130	Optimaxx Pozi Screw M5.0 x 60mm (200pcs)
7306135	Optimaxx Pozi Screw M5.0 x 70mm (200pcs)
7306140	Optimaxx Pozi Screw M5.0 x 80mm (200pcs)
7306145	Optimaxx Pozi Screw M5.0 x 90mm (200pcs)
7306150	Optimaxx Pozi Screw M5.0 x 100mm (200pcs)

OPTIMAXX M6 POZI SCREW



- Fully threaded deep pozi screws
- Double reinforced collar to strengthen underside of head
- Allows for a deeper pozi recess
- Suited for immediate drilling on both hard and smooth surfaces
- Sharp tooth to reduce torque and resistance on insertion
- Long thin groove to prevent splitting when screwing close to edge
- Size: 6mm
- Available lengths: 60mm to 80mm
- Box qty: 200

Code	Description
7306155	Optimaxx Pozi Screw M6.0 x 60mm (200pcs)
7306160	Optimaxx Pozi Screw M6.0 x 80mm (200pcs)
7306165	Optimaxx Pozi Screw M6.0 x 100mm (200pcs)
7306170	Optimaxx Pozi Screw M6.0 x 120mm (200pcs)
7306175	Optimaxx Pozi Screw M6.0 x 150mm (200pcs)
7306180	Optimaxx Pozi Screw M6.0 x 180mm (200pcs)

OPTIMAXX M4 POZI SCREW IN MAXXTUB



- Fully threaded deep pozi screws
- Double reinforced collar to strengthen underside of head
- Allows for a deeper pozi recess
- Suited for immediate drilling on both hard and smooth surfaces
- Sharp tooth to reduce torque and resistance on insertion
- Long thin groove to prevent splitting when screwing close to edge
- Size: 4mm
- Available lengths: 30mm, 40mm and 50mm
- Box qty: 30mm / 1400, 40mm / 1200, 50mm / 800
- Also available in smaller box quantities

Code	Description
7306300	Optimaxx Maxxtub M4.0 x 30mm (1400pcs)
7306310	Optimaxx Maxxtub M4.0 x 40mm (1200pcs)
7306320	Optimaxx Maxxtub M4.0 x 50mm (800pcs)

OPTIMAXX M5 POZI SCREW IN MAXXTUB



- Fully threaded deep pozi screws
- Double reinforced collar to strengthen underside of head
- Allows for a deeper pozi recess
- Suited for immediate drilling on both hard and smooth surfaces
- Sharp tooth to reduce torque and resistance on insertion
- Long thin groove to prevent splitting when screwing close to edge
- Size: 5mm
- Available lengths: 50-100mm
- Box qty: 50mm / 600, 60mm / 500, 70mm / 450, 80mm / 350 and 100mm / 275
- Also available in smaller 200 box quantities

Code	Description
7306330	Optimaxx Maxxtub M5.0 x 50mm (600pcs)
7306340	Optimaxx Maxxtub M5.0 x 60mm (500pcs)
7306350	Optimaxx Maxxtub M5.0 x 70mm (450pcs)
7306360	Optimaxx Maxxtub M5.0 x 80mm (350pcs)
7306370	Optimaxx Maxxtub M5.0 x 100mm (275pcs)



Components for the Kitchen & Furniture Trade

QUATTRO+ M3.5 POZI SCREW



- Material: zinc hardened steel
- Pozzi head
- Specially designed for fixing chipboard fibreboard and most other types of wood
- Sizes: 3.5mm
- Available lengths: 16 - 50mm
- Box qty: varies from 500 to 1,000 depending on size and length

Code	Description
7400000	Quattro+ Pozzi Screw M3.5 x 16mm (1000)
7400010	Quattro+ Pozzi Screw M3.5 x 20mm (1000)
7400020	Quattro+ Pozzi Screw M3.5 x 25mm (1000)
7400030	Quattro+ Pozzi Screw M3.5 x 30mm (1000)
7400040	Quattro+ Pozzi Screw M3.5 x 35mm (1000)
7400050	Quattro+ Pozzi Screw M3.5 x 40mm (500)
7400060	Quattro+ Pozzi Screw M3.5 x 45mm (500)
7400070	Quattro+ Pozzi Screw M3.5 x 50mm (500)

QUATTRO+ M4 POZI SCREW



- Material: zinc hardened steel
- Pozzi head
- Specially designed for fixing chipboard fibreboard and most other types of wood
- Sizes: 4mm
- Available lengths: 16 - 70mm
- Box qty: varies from 200 to 1,000 depending on size and length

Code	Description
7400080	Quattro+ Pozzi Screw M4 x 16mm (1000)
7400090	Quattro+ Pozzi Screw M4 x 20mm (1000)
7400100	Quattro+ Pozzi Screw M4 x 25mm (1000)
7400110	Quattro+ Pozzi Screw M4 x 30mm (1000)
7400120	Quattro+ Pozzi Screw M4 x 35mm (500)
7400130	Quattro+ Pozzi Screw M4 x 40mm (500)
7400150	Quattro+ Pozzi Screw M4 x 50mm (500)
7400155	Quattro+ Pozzi Screw M4 x 60mm (200)
7400158	Quattro+ Pozzi Screw M4 x 70mm (200)

QUATTRO+ M5 POZI SCREW



- Material: zinc hardened steel
- Pozzi head
- Specially designed for fixing chipboard fibreboard and most other types of wood
- Sizes: 5mm
- Available lengths: 50 - 120mm
- Box qty: varies from 100 to 200 depending on size and length

Code	Description
7400160	Quattro+ Pozzi Screw M5 x 50mm (200)
7400170	Quattro+ Pozzi Screw M5 x 60mm (100)
7400180	Quattro+ Pozzi Screw M5 x 80mm (100)
7400190	Quattro+ Pozzi Screw M5 x 100mm (100)
7400195	Quattro+ Pozzi Screw M5 x 120mm (100)

KREG SCREW



- The auger tip of the screw drills its own hole which relieves stress on the wood that may otherwise cause the work piece to split
- Length: 30mm
- Box qty: 1000
- Suitable for Kreg machine

Code	Description
7601000	Kreg Screw Pan Head 4 x 30mm (1000)



11. KDS, DOWELS, SCREWS & CAPS

TREND POCKET HOLE SCREW



- For use with the Trend PH/JIG pocket hole jig
- Self tapping and anti-split design
- Size: No. 7 x 30mm
- Pack qty: 500

Code	Description
9501610	Trend Pocket Hole Screw Standard (500pack)
9501620	Trend Pocket Hole Screw Coarse (500pack)

METRIC SCREW



- Material: zinc hardened steel
- Suitable for all handle types
- Size: M4
- Available lengths: 10mm to 40mm
- Box qty: 1000

Code	Description
7402002	Metric Screw 4mm x 10mm (1000)
7402008	Metric Screw 4mm x 20mm (1000)
7402010	Metric Screw 4mm x 22mm (1000)
7402012	Metric Screw 4mm x 25mm (1000)
7402014	Metric Screw 4mm x 27mm (1000)
7402016	Metric Screw 4mm x 30mm (1000)
7402018	Metric Screw 4mm x 35mm (1000)
7402020	Metric Screw 4mm x 40mm (1000)

DRIVA PLASTERBOARD ANCHOR



- Cavity fixings
- Metal self drive
- Usage: securing wall and ceiling fittings, installing hooks and brackets, etc.
- Suitable for fixing small cabinets, mirrors and picture frames
- Overall size: 43mm

Code	Description
7305002	Driva Plasterboard Anchor w/35mm Pan Hd. Screw

POWERS PLASTERBOARD ANCHOR



- To install fixings to plasterboard
- Use screwdriver to twist anchor into board
- Screw thread on top of anchor
- Sold in singles
- Anchor depth: 35mm
- 10mm thread on anchor for 10mm screw
- Box quantity: 100 anchors 100 screws

Code	Description
7305001	Powers Plasterboard Anchor w/35mm Pan Hd. Screw

WING NUT



- Material: steel
- Finish: zinc alloy
- Available sizes: M6 & M8

Code	Description
3106105	Wing Nuts M6
3106110	Wing Nut M8

STARFIX DIRECT FRAME FIXING




- 6mm pilot hole frame fixing
- Lowers torque and achieves optimum insertion into all kinds of brick, stone, concrete and wood
- No plug required
- Universal for all common applications
- Long lasting and stress free stand off fixing
- Cost effective and simple
- Size: M7.5
- Available lengths: 82mm, 112mm, 152mm, 182mm

Code	Description
7102180	Starfix Direct Frame Fixing M7.5 x 82mm
7102185	Starfix Direct Frame Fixing M7.5 x 112mm
7102188	Starfix Direct Frame Fixing M7.5 x 152mm
7102190	Starfix Direct Frame Fixing M7.5 x 182mm



Components for the Kitchen & Furniture Trade

CONFIRMAT BOLT



- Unique fasteners designed to be used with melamine or MDF
- Ideal for use where high resistance to pull-out and strength is needed
- Used for corner joints in cabinet construction and for creating strong joints that can be assembled and disassembled repeatedly
- Size: 7mm x 50mm

Code	Description
7606050	Confirmat Bolt 7mm x 50mm Pozidriv Head

EURO SCREW



- Material: steel
- Thread: wood thread
- Finish: zinc plated
- Countersunk head
- Size: 11mm
- Box qty: 1000

Code	Description
7309003	Euro Screw Csk Head 11mm (1000)

Screw Accessories

SCREW CUP



- Material: steel
- Finish: electro brass plated
- Suitable for screw sizes from M3 to M5
- Box qty: 1000

Code	Description
7307001	Screw Cup E.B. No.6 (1000)
7307003	Screw Cup E.B. No.8 (1000)
7307005	Screw Cup E.B. No.10 (1000)

Wall Plugs

SPACE PLUG PACK WITH DRILL BIT



- Easy and efficient way to ensure exact space between wall and unit
- Pack size: 10 and 50
- Finish: orange

Code	Description
6503000	Space Plug Packs of 10 with Drill Bit
6503010	Space Plug Packs of 50 with Drill Bit

TILLEX PLASTERBOARD FIXING



- High load capacity
- Easy fixing – needs no special tools
- Equally effective for insulated cavities
- Will not damage the plasterboard

Code	Description
7305004	Tillex Plasterboard Fixing - Stella Plugs



11. KDS, DOWELS, SCREWS & CAPS

RED WALL PLUG



- Allows secure fixing
- Drill size: 5.5mm / 6mm

Code	Description
7706000	Wall Plug Red

BROWN WALL PLUG



- Allows secure fixing
- Drill size: 7mm

Code	Description
7706010	Wall Plug Brown

TILLEX COLLAR PLUG



- Material: polyethylene (HDPE) – halogen free
- Colour coded
- Available sizes:
 - Red: 5.5 x 35mm
 - Brown: 8 x 40mm

Code	Description
7706020	Tillex Collar Plug Red
7706025	Tillex Collar Plug Brown

Hammer-in Fixings

HAMMER FIXING



- Suitable for concrete, brick and stone
- Usage: fixing wood, metal and plastic
- Zinc plated wood screw for pozi bit size 2 or 3
- Available sizes: M6 x 40mm to M8 x 120mm

Code	Description
7102405	Hammer Fixing M6 x 60mm
7102410	Hammer Fixing M6 x 80mm
7102412	Hammer Fixing M8 x 60mm
7102413	Hammer Fixing M8 x 80mm
7102415	Hammer Fixing M8 x 100mm
7102420	Hammer Fixing M8 x 120mm

RING SHANK NAIL



- Provides 50% to 100% greater holding power than a panel pin
- Finish: galvanised
- Suitable for attaching hardboards and kitchen cabinets
- Box weight: 1kg

Code	Description
7102000	Ring Shank Nails 25mm 1kg Tub

KDS

CAM



- Bag qty: 1000
- Dimensions for 15mm board: 10mm width x 12mm depth
- Dimensions for 18mm board: 10mm width x 14mm depth
- For assembling panels in kitchen or furniture production
- Cam parts are used with dowels to pull together standard thickness board panels to give a strong hidden fixing

Code	Description
7608005	Cams for 15mm Board
7608010	Cams for 18mm Board



Components for the Kitchen & Furniture Trade

MVI DOWEL PIN



- For assembling panels in kitchen or furniture production
- Dowel parts are used with cams to pull together standard thickness board panels to give a strong hidden fixing
- Available sizes: 24mm & 34mm

Code	Description
7608055	MVI Dowel Pin 24mm (1000)
7608060	MVI Dowel Pin 34mm (1000)

MODESTY BLOCK



- Material: plastic
- Dimensions: 40mm x 15mm x 15mm
- Available colors: brown, cream, white and beech

Code	Description
7603007	Modesty Blocks Brown (1000)
7603008	Modesty Blocks Cream (1000)
7603009	Modesty Blocks White (1000)
7603010	Modesty Blocks Beech (1000)

MAXI LUNA BED FITTINGS



- Material: steel
- Finish: yellow zinc passivated
- Usage: heavy duty knock down fittings for use in the assembly of wooden framed beds

Code	Description
6401100	Maxi Luna Hex Nutt M8
6401105	Maxi Luna Bushing M8 X 30mm
6401110	Maxi Luna Spanner
6401115	Maxi Luna Threaded Bolt M8 x 95mm
6401120	Maxi Luna Washer

RIGID JOINT KNOCKDOWN FITTING



- Triangular fixing KD block
- Material: plastic
- Dimensions: 20 x 20 x 45mm
- Available colours: brown, cream and white

Code	Description
7602101	Rigid Joint Knockdown Fitting Brown
7602102	Rigid Joint Knockdown Fitting Cream
7602103	Rigid Joint Knockdown Fitting White

Caps

MVI 12mm ADHESIVE CAP



- Stick-on caps
- Can be used on any type of surface
- Made to withstand water, grease, temperature variation and wear and tear
- Can be easily cleaned
- Available in various colours
- Size: 12mm

Code	Description
7506005	MVI Adhesive Cap Walnut (100 Pack)
7506008	MVI Adhesive Cap Mahogany/Wenge (100 Pack)
7506010	MVI Adhesive Cap Light Oak (100 Pack)
7506013	MVI Adhesive Cap Lissa Oak (100 Pack)
7506015	MVI Adhesive Cap Beech (100 Pack)
7506018	MVI Adhesive Cap Pine (100 Pack)
7506020	MVI Adhesive Cap Ivory (100 Pack)
7506025	MVI Adhesive Cap White (100 Pack)
7506030	MVI Adhesive Cap Cream (100 Pack)
7506035	MVI Adhesive Cap Black (100 Pack)
7506040	MVI Adhesive Cap Grey (100 Pack)
7506028	MVI Adhesive Cap White Gloss (100 Pack)
7506045	MVI Adhesive Cap Egger Mussel (100 Pack)
7506050	MVI Adhesive Cap Egger Dakar (100 Pack)
7506055	MVI Adhesive Cap Egger Cashmere (100 Pack)



11. KDS, DOWELS, SCREWS & CAPS

MVI 17mm ADHESIVE CAP



- Larger stick-on caps
- To cover cam and dowel screwings
- Can be used on any type of surface
- Made to withstand water, grease, temperature variation and wear and tear
- Can be easily cleaned
- Available colours: Ivory and white
- Size: 16mm
- Pack qty: 1000

Code	Description
7507056	MVI Adhesive Cap 17mm Ivory (1000 Pack)
7507058	MVI Adhesive Cap 17mm White (1000 Pack)

MVI 12mm ADHESIVE CAP



- Stick-on caps
- Can be used on any type of surface
- Made to withstand water, grease, temperature variation and wear and tear
- Can be easily cleaned
- Available in various colours
- Size: 12mm
- Pack qty: 1000

Code	Description
7507001	MVI Adhesive Cap Walnut (1000 Pack)
7507003	MVI Adhesive Cap Sonoma Oak(1000 Pack)
7507004	MVI Adhesive Cap Lissa Oak (1000 Pack)
7507005	MVI Adhesive Cap Light Oak (1000 Pack)
7507007	MVI Adhesive Cap Beech (1000 Pack)
7507010	MVI Adhesive Cap Pine (1000 Pack)
7507015	MVI Adhesive Cap Maple (1000 Pack)
7507016	MVI Adhesive Cap Cream (1000 Pack)
7507018	MVI Adhesive Cap White (1000 Pack)
7507019	MVI Adhesive Cap Black (1000 Pack)
7507020	MVI Adhesive Cap Ivory (1000 Pack)
7507025	MVI Adhesive Cap Grey (1000 Pack)

POCKET HOLE SCREW CAP



- For concealing pocket holes in laminated surfaces
- Available colours: brown, white and cream
- Pack qty: 500

Code	Description
7508010	Kreg Cap Brown (packed 500)
7508000	Kreg Cap White (packed 500)
7508005	Kreg Cap Cream (packed 500)

HINGED CAP



- Material: plastic
- Finish: available in white and cream
- Screw cover cap
- Hinged
- Available sizes: M3.5 and M4 screws
- Pack qty: 1000

Code	Description
7501008	Hinged Caps No.1222 White (1000)
7501006	Hinged Caps No.1222 Cream (1000)

BLANKING CAP



- These caps are used for filling in a 35mm hole
- They come in a selection of colours to match different doors
- Available colours: white, cream, brown, tan & grey
- Made from plastic they just push into place

Code	Description
7509000	Blanking Cap 35mm White
7509005	Blanking Cap 35mm Cream
7509010	Blanking Cap 35mm Brown
7509015	Blanking Cap 35mm Tan
7509020	Blanking Cap 35mm Grey



Components for the Kitchen & Furniture Trade

TIMBER DOWEL



- Fluted for maximum glue adhesion
- Usage: used by furniture manufacturers and woodworkers where a strong glue joint is required
- Available sizes: 5mm x 25mm to 10mm x 50mm
- Priced per 1000
- Can only be purchased in box sizes
- Box qty varies by size

Code	Description
8405007	Timber Dowel 5mm x 25mm (Box Qty 47000)
8405010	Timber Dowel 6mm x 30mm (Box Qty 25000)
8405020	Timber Dowel 8mmx30mm (Box Qty 15500)
8405022	Timber Dowel 8mmx35mm (Box Qty 12000)
8405024	Timber Dowel 8mmx40mm (Box Qty 11500)
8405028	Timber Dowel 8mmx50mm (Box Qty 8700)
8405032	Timber Dowel 10mmx35mm (Box Qty 7300)
8405034	Timber Dowel 10mmx40mm (Box Qty 6300)
8405038	Timber Dowel 10mmx50mm (Box Qty 5600)

DOWEL ROD



- Round wooden rods
- Unfinished
- Length: 1800mm
- Available diameters: 6mm to 19mm

Code	Description
8401002	Dowel Rod 1/4in x 6ft (M6 x 1800mm)
8401004	Dowel Rod 3/8in x 6ft (M10 x 1800mm)
8401006	Dowel Rod 1/2in x 6ft (M12 x 1800mm)
8401008	Dowel Rod 5/8in x 6ft (M16 x 1800mm)
8401012	Dowel Rod 3/4in x 6ft (M19 x 1800mm)

WOOD METAL DOWEL SCREW



- Machine and wood thread combination used for the assembly of tables, chairs, office desks, etc.
- Finish: bright zinc
- Material: steel
- Generally used with a tee nut or wing nut
- Size: M8
- Available lengths: 50mm & 60mm

Code	Description
7308011	Wood Metal Dowel Screw M8 x 50mm
7308015	Wood Metal Dowel Screw M8 x 60mm

TREND BISCUIT



- Trend biscuits made of die cut beech wood
- Beech wood biscuits which expand when in contact with a woodworking adhesive such as PVA glue
- They are ideal for strong, fast, and accurate jointing of hard and soft woods, plywood and composition board
- Compared to doweling, biscuit jointing is faster and more precise
- Available sizes: - No 10: 53 x 19 x 4mm - No 20: 60 x 23 x 4mm
- Pack sizes: 100 pack & 1,000 box

Code	Description
9502030	Trend Biscuit No.10 Size 53x19x4 (100 pack)
9502035	Trend Biscuit No.20 Size 60x23x4 (100 Pack)
9502040	Trend Biscuit No.10 Size (1000 Box)
9502045	Trend Biscuit No.20 Size (1000 Box)


CROSS DOWEL



- Used in assembly of knock down furniture
- Barrel nut: 10mm
- Internal thread: 6mm
- Available lengths: 14mm & 20mm

Code	Description
7604140	Cross Dowel M6 X 14mm (Barrel Nut)
7604145	Cross Dowel M6 X 20mm (Barrel Nut)

CORNER PROTECTOR



- Material: plastic
- Usage: protecting worktop corners from damage during transit or storage
- Expanding, for 14mm to 40mm thick worktops
- One size fits all
- Dimensions: 63 x 63 x 17mm

Code	Description
6201100	Corner Protector Plastic Large Size (2000)
6201150	Corner Protector Plastic Small Size (8500)



11. KDS, DOWELS, SCREWS & CAPS

NORFOLK GLIDE



- Material: nickel plated base with rubber cushion and steel thread
- Height: 25mm
- Suitable for furniture production
- Needs to be used with a bushing or insert

Code	Description
6005120	Norfolk Glide M8 x 25mm With 23mm Base

COMO GLIDE



- Material: white plastic base with steel thread
- Height: 70mm
- Suitable for furniture production
- Needs to be used with a bushing or insert

Code	Description
6005113	Como Glide M8 x 70mm With 33mm Base

GLIDE PLASTIC NAIL



- Material: brown plastic
- Size: 16mm
- Suitable for furniture production

Code	Description
6005050	Glide Plastic Nail 16mm (per 1000)

ANGOLO CORNER HEIGHT ADJUSTER



- This adjuster is fitted to base unit or wardrobes
- The foot can be moved up or down to offset any slope in the floor
- Available in right-handed and left-handed versions
- Simple to fit and adjust

Code	Description
6005130	Angolo L/H Corner Height Adjuster
6005131	Angolo R/H Corner Height Adjuster

M6 NYLON BUSHING



- Plastic bushing used in furniture production
- M6 insert for bored hole
- Material: nylon
- Available lengths: 8mm & 10mm
- Pack qty: 1,000

Code	Description
7608065	Nylon Bushing M6 x 8mm (1000)
7608067	Nylon Bushing M6 x 10mm (1000)

SHELF RETAINER



- Material: plastic
- Finish: transparent
- For holding adjustable shelf in place
- Hole size: 5mm
- Shelf thickness: 16mm

Code	Description
4301050	Shelf Retainer No.1201 (1000)

Fully Responsive Site

CHECK PRICES & AVAILABILITY

- Real-time stock information
- Up-to-date pricing
- Customer specific pricing
- Toggle between trade and retail pricing

PLACE AN ORDER

- Available 24/7
- Completely secure
- Credit card payments via Stripe or PayPal
- Order confirmation emailed instantly
- Pay account balance by credit card
- Record and quickly order "Favourites"
- Save and manage multiple baskets
- Quick order feature
- Downloadable invoices and credit notes in PDF
- Review billing address details
- Review shipping address details
- Alternate shipping addresses, ship straight to site
- Click and collect (Irish customers only)

Any Device, Anytime, Anywhere!

SEARCH THE ENTIRE MVI HAZEL OFFERING OF OVER 5,000 PRODUCTS

- Real-time view of our product range
- Search by name, keywords or part number
- Search by browsing the catalogue
- In depth product details and specs
- Line drawings for every sink and tap
- Download product certificates and files
- Rich array of product images
- View related products
- Online special offers



***The MVI Hazel B2B webshop is only exclusively available to VAT registered members of the KBB trade. Prices and stock can only be viewed by account holders when logged in.**

12. GENERAL HARDWARE





12. GENERAL HARDWARE

Table Legs, Table & Cabinet Fittings.....	214
Worktop Fittings.....	217
Wall Brackets.....	221
Door Stops.....	223
Shelf Studs.....	224
Locks.....	227
Catches.....	229
Bolts.....	231
Castors.....	232
Cable Tidies.....	233

Table Legs, Table & Cabinet Fittings

710mm TABLE LEG



- Finish: chrome and brushed nickel
- Packed: 4 pieces per box
- Sold in eaches
- Ideal for office furniture or table tops
- Height adjustable foot giving +25mm adjustment
- Size: 710 x 60mm

Code	Description
6506000	Table Leg Chrome 710mm
6506010	Table Leg Brushed Nickel 710mm

870mm TABLE LEG



- Finish: chrome and brushed nickel
- Packed: 4 pieces per box
- Sold in eaches
- Ideal for breakfast bars or worktops
- Height adjustable foot giving +25mm adjustment
- Size: 870 x 60mm

Code	Description
6506030	Table Leg Chrome 870mm
6506032	Table Leg Brushed Nickel 870mm

1100mm TABLE LEG



- Chrome plated table legs for breakfast bars and office tables
- Packed: 4 pieces per box
- Sold in eaches
- Ideal for office furniture or table tops
- Height adjustable foot giving +25mm adjustment
- Size: 1100 x 60mm

Code	Description
6506035	Table Leg Chrome 1100mm

BREAKFAST BAR-COUNTER UPSTAND



- Upstand for breakfast bar counters
- Makes it possible to install glass stands on top of counters
- Finish: polished and brushed chrome
- Base diameter: 60mm
- Angle: 75° or 105°

Code	Description
6508000	Breakfast Bar/Counter Upstand Chrome
6508010	Breakfast Bar/Counter Upstand Brushed Chrome



12. GENERAL HARDWARE

ADJUSTABLE METAL LEG



- A stylish metal leg for use on base units or island units where no kickboard is needed
- Height: 150mm
- Rubber base to stop leg from slipping
- Easy to fit and adjust
- Finish: chrome
- Height: adjustable from 150-160mm

Code	Description
6502210	Adjustable Metal Leg 150mm Chrome

100mm ADJUSTABLE INTEX LEG SET



- Material: plastic
- Finish: black
- Set: 4 legs and 2 clips per bag
- Height: adjustable from 90-128mm
- Pre set at 100mm
- Available with 15mm dowels
- For all our range of intex legs, we can facilitate all packaging requirements based on your manufacturing needs

Code	Description
6502208	Adjustable Intex Leg Set 100mm
6502209	Adjustable Intex Leg Set 100mm Dowel (15mm)

150mm ADJUSTABLE INTEX LEG SET



- Material: plastic
- Finish: black
- Set: 4 legs and 2 clips per bag
- Height: adjustable from 140-178mm
- Pre set at 150mm
- Available with 15mm dowels
- For all our range of intex legs, we can facilitate all packaging requirements based on your manufacturing needs

Code	Description
6502200	Adjustable Intex Leg Set 150mm
6502205	Adjustable Intex Leg Set 150mm Dowel (15mm)

ADJUSTABLE FOLDING TYPE INTEX LEG SET



- Adjustable carcass leg for taller fixing
- Material: plastic
- Finish: black
- Leg can be assembled in workshop and put into place on site
- Much faster to fit than standard legs
- Height: adjustable from 100-130mm
- Available with 15mm dowels
- For all our range of intex legs, we can facilitate all packaging requirements based on your manufacturing needs

Code	Description
6502350	Adjustable Intex Leg Set Folding Type Screw Base
6502355	Adjustable Intex Leg Set Folding Type Dowel Base
6502358	Mounting Clip Plate For Folding Leg

Components for the Kitchen & Furniture Trade

150mm ADJUSTABLE HEAVY DUTY INTEX LEG SET



- Material: plastic
- Finish: black
- Set: 4 legs and 2 clips per bag
- Dimensions: adjustable from 100-170mm
- Pre set at 150mm
- Complete with adjustable plinth clips
- For all our range of intex legs, we can facilitate all packaging requirements based on your manufacturing needs

Code	Description
6502300	Adjustable Leg Heavy Duty 150mm


PLINTH CLIP



- Material: plastic
- Used to connect the kickboard to the base unit
- Normally supplied with black adjustable legs
- For all our range of intex legs, we can facilitate all packaging requirements based on your manufacturing needs

Code	Description
6502400	Plinth Clip

PLINTH GRIP



- Finish: transparent
- Length: 3m
- Width: 19mm
- Usage: to protect kitchen base units from water
- Flexible lip to protect against dirt

Code	Description
6201205	Plinth Grip With Dust Seal Transparent 3m

METAL FRAME SET FOR DESK




- Frame for assembling office desks
- Table top and front can be inserted into frame
- Material: steel
- Side paneling to keep all computer wires hidden and organised
- Regulatory footers to keep desk level
- Frame that allows you to have office desks of any width
- 4 x polished chrome bun feet
- Adjustable height: 725-735mm
- Minimum table top depth: 560mm
- Floor depth: 600mm
- Table top mounting holes: M7

Code	Description
6505000	Metal Frame Set To Manufacture A Desk



12. GENERAL HARDWARE


STAINLESS STEEL PLINTH CONNECTOR



- Plastic profile with a stainless steel face
- Can be used with adjustable leg or glued on
- Connector fitting for different angle options
- Can be specifically applied to 3m length: 6501050
- Width: 150mm

Code	Description
6501051	Stainless Steel Plinth Adjustable Corner Connector

STAINLESS STEEL PLINTH



- Plastic profile with a stainless steel face
- Can be used with adjustable leg or glued on
- Connector fitting for different angle options
- Length: 3m
- Width: 150mm
- Use 6501051 as a protector

Code	Description
6501050	Stainless Steel Plinth 3m x 150mm

ALUMINIUM PLINTH GRILL



- A metal grill for providing ventilation to an integrated appliance
- Dimensions: 480 x 90mm
- Can be held in place with silicone or screws

Code	Description
2803089	Large Aluminium Plinth Grill 480mm x 90mm

BUILT IN OVEN SUPPORT PACK



- Support brackets to hold oven in position within unit
- Excellent way to have oven sit above worktop height
- Oven sits flush on brackets
- Fitted internally to side of unit
- Designed to hold weight of large appliances
- Depth: 485mm
- Height: 50mm
- Thickness: 3mm
- Material: steel
- Weight per bracket: 0.7kg
- Sold in pairs

Code	Description
2908050	Built In Oven Support Pack inc Fittings

Worktop Fittings

WORKTOP PROTECTOR ROD



- Stainless steel style worktop rods look great in all modern kitchens
- Enable you to remove a hot pan from the hob without ruining your worktop
- 3x 300mm lengths
- Each rod is backed with self adhesive heat resistant tape
- No need to route your worktop saving time and mess
- Easy to apply and look great on matt, gloss, solid wood or granite worktops
- Tested to withstand very high temperatures, water and food spillages

Code	Description
2908000	Worktop Protector Rods

Components for the Kitchen & Furniture Trade

POSTFORM TEE WITH TAIL



- Used to seal a joint between two lengths of worktop
- Straight joiners
- Suitable for use with 30mm and 40mm worktops to cosmetically finish a joint
- Length: 630mm
- Easily cut to required length
- Suitable for classic formica worktop
- Finish: black and aluminium

Code	Description
2902005	Postform Tee With Tail Aluminium 30mm
2902035	Postform Tee With Tail Black 30mm
2902010	Postform Tee With Tail Aluminium 40mm
2902040	Postform Tee With Tail Black 40mm

POSTFORM END



- Used for covering the raw ends on worktops
- Length: 630mm
- Easily cut to required length
- Suitable for classic formica worktop
- Finish: black and aluminium

Code	Description
2901005	Postform End Aluminium 30mm
2901040	Postform End Black 30mm
2901010	Postform End Aluminium 40mm
2901045	Postform End Black 40mm

POSTFORM JOINER



- Used for inserting in the gap where the edge of one worktop meets end of an adjacent worktop in a corner situation
- Length: 630mm
- Can be easily cut
- Suitable for classic formica worktop
- Finish: black and aluminium

Code	Description
2903005	Postform Joiner Aluminium 30mm
2903010	Postform Joiner Aluminium 40mm
2903035	Postform Joiner Black 30mm
2903040	Postform Joiner Black 40mm

DUROPAL POSTFORM END



- Used for covering the raw ends on worktops
- Length: 920mm
- Easily cut to required length
- Suitable for duropal profile worktop
- Finish: black and aluminium

Code	Description
2905000	Duropol Postform End Aluminium
2905006	Duropol Postform End Black



12. GENERAL HARDWARE

DUROPAL POSTFORM TEE/TAIL



- Used to seal a joint between two lengths of worktop
- Straight joiners
- Suitable for use with 30mm and 40mm worktops to cosmetically finish a joint
- Length: 630mm
- Easily cut to required length
- Suitable for duropal profile worktop
- Finish: black and aluminium

Code	Description
2905010	Duropol Postform Tee/Tail Aluminium
2905016	Duropol Postform Tee/Tail Black

DUROPAL POSTFORM JOINER



- Used for inserting in the gap where the edge of one worktop meets end of an adjacent worktop in a corner situation
- Length: 630mm
- Can be easily cut
- Suitable for duropal profile
- Finish: black and aluminium

Code	Description
2905020	Duropol Postform Joiner Aluminium
2905026	Duropol Postform Joiner Black

630mm SQUARE POSTFORM END



- Used for covering the raw ends on worktops
- Length: 630mm
- Easily cut to required length
- Suitable for square profile worktop
- Finish: black and aluminium

Code	Description
2906005	Square Postform End Aluminium 40mm
2906025	Square Postform End Black 40mm

920mm SQUARE POSTFORM END



- Used for covering the raw ends on worktops
- Length 920mm
- Easily cut to required length
- Suitable for square profile worktop
- Finish: black and aluminium

Code	Description
2907000	920mm Square Postform End Aluminum
2907005	920mm Square Postform End Black

630mm SQUARE POSTFORM TEE WITH TAIL



- Used to seal a joint between two lengths of worktop
- Straight joiners
- Suitable for use with 40mm worktops to cosmetically finish a joint
- Length: 630mm
- Easily cut to required length
- Suitable for square profile worktop
- Finish: black and aluminium

Code	Description
2906035	Square Postform Tee/Tail Aluminium 40mm
2906055	Square Postform Tee/Tail Black 40mm

920mm SQUARE POSTFORM JOINER



- Used for inserting in the gap where the edge of one worktop meets end of an adjacent worktop in a corner situation
- Length: 920mm
- Can be easily cut
- Suitable for square profile worktop
- Finish: aluminium

Code	Description
2906087	920mm Square Postform Joiner Aluminium

630mm SQUARE POSTFORM JOINER



- Used for inserting in the gap where the edge of one worktop meets end of an adjacent worktop in a corner situation
- Length: 630mm
- Can be easily cut
- Suitable for square profile worktop
- Finish: black and aluminium

Code	Description
2906065	Square Postform Joiner Aluminium 40mm
2906085	Square Postform Joiner Black 40mm

GUTTER SECTION



- For use in corner unit when two doors are meeting to avoid seeing a gap
- Length: 630mm
- Easy screw fixing on the back of door
- Finish: black and aluminium

Code	Description
2904005	Gutter Section Aluminium
2904013	Gutter Section Black



12. GENERAL HARDWARE

WORKTOP CLAMP



- Steel clamp for joining two lengths of worktop together
- Two 35mm diameter holes must be drilled at each worktop edge and a slot cut between the two holes
- The nut is then tightened to draw the two worktops together
- Finish: zinc

Code	Description
2909005	Worktop Clamp 65mm
2909010	Worktop Clamp 150mm

WORKTOP CONNECTOR BLOCK



- Worktop connection blocks
- Material: plastic
- Finish: white
- For an L shape bracket connection
- Connection thread: 10mm

Code	Description
7602120	Worktop Connectors Blocks White (1000)

Wall Brackets

CANTILEVER BRACKET



- Stylish ornamental shelving brackets
- Perfect for 600mm shelving
- Material: steel
- Finish: polished chrome and brushed steel
- Screws and plugs included
- Dimensions: 220 x 220 x 26mm

Code	Description
3102500	Cantilever Bracket Polished Chrome
3102505	Cantilever Bracket Brushed Steel

PELICAN SHELF CLAMP



- Adjustable shelf pelican bracket
- For glass or wood shelves 3mm to 40mm thick
- Typical applications include kitchen, bedroom and bathroom shelves

Code	Description
3108110	Pelican Shelf Clamp Small Size 50mm Deep
3108210	Pelican Shelf Clamp Medium Size 75mm Deep
3108310	Pelican Shelf Clamp Large Size 115mm Deep

NO. 225 ANGLE BRACKET



- Material: steel
- Finish: zinc
- Dimensions: 19 x 25 x 25mm

Code	Description
3101001	Angle Bracket No. 225 19mm 3/4in x 3/4in (1000)

NO. 420 ANGLE BRACKET



- Material: steel
- Finish: zinc
- Dimensions: 19 x 40 x 40mm and 19 x 75 x 75mm

Code	Description
3101010	Angle Bracket No. 420 40mm
3101020	Angle Bracket No. 420 75mm

Components for the Kitchen & Furniture Trade

TABLE BRACE PLATE



- Material: mild steel
- Dimensions: 32 x 60mm
- Suitable for table production
- Needs to be used with a wood/metal dowel screw and a wing nut

Code	Description
6301002	Table Brace Plate Rebrant

SHRINKING BRACKET



- Material: steel
- Finish: zinc
- Dimensions: 29 x 25 x 25mm

Code	Description
3101030	Shrinking Bracket Zn No.218E

TWO WAY SHRINKING BRACKET



- Material: steel
- Finish: zinc
- Dimensions: 37 x 32 x 19mm

Code	Description
3101035	Two Way Shrinking Bracket No.247


CAMAR STYLE WALL HANGING BRACKET



- Horizontal adjustment up to 25mm
- Vertical adjustment up to 28mm
- Fixing system: screw fix
- Finish: cream
- Load capacity: up to 70kg

Code	Description
3101500	Camar Style Wall Hanging Bracket L/H
3101505	Camar Style Wall Hanging Bracket R/H
3101510	Camar Style Wall Bracket L/H Cover Cap NP
3101511	Camar Style Wall Bracket R/H Cover Cap NP

WALL HANGING BRACKET



- Unhanded
- Cabinet hanger concealed behind rear panel, only cover cap visible inside the cabinet
- Slots into side cabinet by making 4 face boring and secured in position by rotating 180° the locking pin with ridges
- Vertical adjustments through front gear cross socket interconnected to vertical bolt, which reduces the cabinet adjustment effort
- Load carrying capacity: 130kg per pair

Code	Description
3101550	Wall Hanging Bracket Universal Metal Type
3101530	Wall Hanging Bracket Universal Plastic Type
3101555	Wall Hanging Bracket Snap Off Mounting Plate
3101556	Wall Hanging Bracket Mounting Plate
3101560	Wall Hanging Bracket Cover Cap



12. GENERAL HARDWARE


WALL HANGING BRACKET SET



- Bracket set to mount kitchen wall units
- Material: steel
- Includes:
 - 2 x steel wall hooks
 - 2 x steel hanging brackets
 - 2 x plastic covers

Code	Description
3101400	Wall Hanging Bracket Set Adjustable Nickel

WALL UNIT BRACKET



- Material: steel
- Finish: galvanised and cream
- Dimensions: 64 x 64 x 1.2mm

Code	Description
3102001	Wall Unit Bracket Galvanised No.249
3102005	Wall Unit Bracket Cream No.250

SPACEMAKER BRACKET



- A fold away shelf bracket for worktop or tables
- The small lever under the front edge allows the bracket to fold down
- Sold in eachees
- Lightweight but strong
- Length: 305mm

Code	Description
3102050	Spacemaker Bracket White 340mm

HANDRAIL BRACKET



- Support for a handrail on a stairs
- One side fixes to the wall the other supports the handrail
- Finish: brass and polished chrome

Code	Description
3104002	Handrail Bracket Brass
3104004	Handrail Bracket Polished Chrome

Door Stops

FLEXIBLE DOOR STOP



- Material: steel
- Finish: brass
- Easy one screw fixing

Code	Description
3105001	Flexible Door Stop Brass

Components for the Kitchen & Furniture Trade

PVC DOOR WEDGE



- Made from rubber
- A simple wedge used to keep a door open
- Finish: white

Code	Description
3105002	PVC Door Wedge White

DOOR BUFFER



- Finish: transparent
- Dimensions: 3mm x 10mm
- Self adhesive buffer to absorb the closing action of sprung hinges
- Pack size: 1000

Code	Description
4005001	Door Buffer 10mm Clear (1000)

Shelf Studs

NO. 107 SHELF STUDS



- Material: plastic and steel
- Finish: brown, white and light cream
- Dimensions: 14mm diameter with a 19mm nail
- Pack size: 1000

Code	Description
4301004	Shelf Studs No. 107 Brown (1000)
4301008	Shelf Studs No. 107 White (1000)
4301009	Shelf Studs No. 107 Light Cream (1000)

NO. 1002 SHELF STUD



- Material: plastic
- Finish: white, cream and brown
- Suitable for 5mm line boring
- Pack size: 1000

Code	Description
4301020	Shelf Studs No. 1002 5mm White (1000)
4301026	Shelf Studs No. 1002 5mm Cream (1000)
4301024	Shelf Studs No. 1002 5mm Brown (1000)

RETAINING SHELF STUD



- Plastic shelf retaining clip
- To suit 18/19mm shelf thicknesses
- Fits a 5mm diameter hole
- Secures shelves firmly in place which allows the unit to be moved without the shelf dislodging
- Priced per 1000
- Bag size: 3,000
- Finish: beige

Code	Description
4303155	Retaining Shelf Studs Beige (1000) (Bags of 3000)

SPADE SHELF STUD



- Material: steel
- Suitable for a 5mm hole
- Length of pin: 8.5mm
- Pack size: 1000

Code	Description
4301103	Shelf Stud Spade Nickel 5mm (1000)



12. GENERAL HARDWARE

SERRATED PIN SHELF STUD



- Material: steel
- Suitable for a 5mm hole
- Length of pin: 8mm
- Serrated teeth on pin prevents movement
- Pack size: 1000

Code	Description
4301500	Shelf Stud Angle Type 5mm Serrated Pin (1000)

PULL IN SHELF BRACKET



- Adjustable shelf support.
- Popular with wardrobes
- Finish: nickel
- Dimensions: 20 x 18mm
- Pack size: 1000

Code	Description
4302350	Pull In Shelf Bracket Nickel (1000)

SERRATED DOUBLE PIN SHELF STUD



- Material: steel
- Double L shape pin to allow for stronger fixing
- Allows fixing to both wall and shelf
- Pack size: 1000

Code	Description
4301510	Shelf Stud Angle Type 5mm Serrated Double Pin (1000)

SHELF STUD WITH GLASS SUCTION CUP



- Material: Steel with rubber suction cup
- Size: 5mm
- Suction cup acts to hold glass in fixed position
- Pack size: 1000

Code	Description
4301120	Shelf Stud With Glass Suction Cup (1000)

TRANSPARENT SHELF STUD



- Plastic support with metal pin
- Suitable for a 5mm hole
- Length of pin: 8mm
- Pack size: 1000

Code	Description
4302301	Transparent Shelf Stud 5mm Pin (1000)

LINKIT TABLE TOP CONNECTOR



- Material: zamak
- Size: 75mm x 120mm
- Used for linking two table tops together

Code	Description
6306001	Linkit Table Top Connector Dark Grey

Components for the Kitchen & Furniture Trade

NO. 111A BOOKCASE STUD & SOCKET



- Material: steel
- Finish: electro brass
- Socket dimensions: 10mm
- Stud dimensions: 30 x 19 x 6mm
- Pack size: 1000

Code	Description
4303001	Bookcase Stud E.B. No. 111A (1000)
4303003	Bookcase Socket E.B. No. 111A (1000)

BOOKCASE STRIP



- Material: steel
- Finish: brass and nickel
- Usage: light duty adjustable shelving
- Dimensions: 1750mm x 12mm x 6mm
- Can be used as recessed or surface mounted

Code	Description
4303010	Bookcase Strip Brass 12mm Wide 1750mm Long
4303015	Bookcase Strip Nickel 12mm Wide 1750mm Long

BOOKCASE STUD



- Material: steel
- Metal shelf clip for use with bookcase strips
- Looks very well in solid timber kitchens as an alternative to shelf supports

Code	Description
4303020	Bookcase Stud Brass for 12mm Strip
4303025	Bookcase Stud Nickel for 12mm Strip

MVI SHELVING U BRACKET



- Material: steel
- Finish: white
- Suitable for school projects, hospital projects or shop fitting
- The brackets are used in conjunction with the uprights
- Available sizes: 170mm to 470mm

Code	Description
4306002	MVI White Shelving U Bracket 170mm (7in)
4306003	MVI White Shelving U Bracket 220mm (8.1/2in)
4306004	MVI White Shelving U Bracket 270mm (11in)
4306005	MVI White Shelving U Bracket 320mm (12.1/2in)
4306006	MVI White Shelving U Bracket 365mm (14.1/2in)
4306007	MVI White Shelving U Bracket 470mm (18.5in)

MVI SHELVING UPRIGHT



- Material: steel
- Finish: white
- Suitable for school projects, hospital projects or shop fitting
- The uprights are used in conjunction with the brackets
- Available lengths: 320mm to 2400mm

Code	Description
4306011	MVI White Shelving Upright 320mm
4306020	MVI White Shelving Upright 430mm
4306021	MVI White Shelving Upright 720mm
4306013	MVI White Shelving Upright 960mm
4306022	MVI White Shelving Upright 1000mm
4306023	MVI White Shelving Upright 1220mm
4306014	MVI White Shelving Upright 1280mm
4306015	MVI White Shelving Upright 1600mm
4306016	MVI White Shelving Upright 1920mm
4306025	MVI White Shelving Upright 1980mm
4306017	MVI White Shelving Upright 2250mm
4306018	MVI White Shelving Upright 2400mm

12. GENERAL HARDWARE

Locks

SISO PUSH LOCK



- Lock for wooden sliding door
- Push button to enforce lock effect

Code	Description
5001275	Siso Push Lock No.1003

SISO COIN LOCK



- Locker with euro coin insertion
- A simple solution for changing rooms in gyms, swimming pools, leisure centers and golf clubs
- The key cannot be removed until the euro coin is inserted
- The coin is then returned when the key is inserted
- Black ABS housing with corrosion resistant internal parts

Code	Description
5001000	Siso Coin Lock

SISO CAM LOCK



- Cam locks are one of the simplest of lock fastenings
- Perfect locking mechanism for cabinets
- A metal plate, the cam, is fixed to the lock's core and is rotated as the key rotates
- This movement, typically through 90 or 180 degrees, is used to secure a door or flap

Code	Description
5001250	Siso Cam Lock

SISO RIM LOCK UNDER MASTER KEY



- Finish: nickel plated
- Applications: drawers, wardrobes and cabinets
- Steel rosette and two keys
- Cylinder diameter: 19mm

Code	Description
5001335	Siso Rim Lock Under Master Key

SISO 3 DRAWER PEDISTAL LOCK KIT



- Cylinder diameter: 19mm
- Used in conjunction with a locking bar for a pedestal unit
- When the key is turned the bar rises and locks the three drawers
- Eliminates the need for multiple locks and keys
- Kit includes:
 - lock
 - keys
 - receiver
 - bar

Code	Description
5001337	Siso 3 Drawer Pedestal Lock with Fitting Kit

SISO MASTER KEY FOR 3 DRAWER PEDISTAL LOCK



- For use with 5001337 pedestal lock

Code	Description
5001354	Siso Master Key For 3 Drawer Pedestal Lock/ CLX 850

Components for the Kitchen & Furniture Trade

SISO FLAP LOCK



- Suitable for flap doors
- Key removable in locked and unlocked position
- Zamak lock body and cylinder
- Steel rosette, striker and keys
- Finish: bronze

Code	Description
5001340	Siso Flap Lock Bronze

BOW KEY



- Traditionally styled simple key
- For use with a cupboard lock

Code	Description
5003001	Bow Key E.B. No.249

CUPBOARD LOCK



- Material: steel
- Finish: electro brass
- Dimensions: 51 x 25mm and 63 x 32mm

Code	Description
5002001	Cupboard Lock E.B. No.249 25mm 2in
5002002	Cupboard Lock E.B. No.249 32mm 2.1/2in

DRAWER LOCK ALIKE



- Finish: brass and nickel
- Each lock comes in a box with two keys, a rosette, and a striking plate
- All the keys are the same combination
- Can be used for a wide variety of functions including drawers, wardrobes and cabinets

Code	Description
5005100	Drawer Lock Alike Brass
5005101	Drawer Lock Alike Nickel

DRAWER LOCK DIFFER



- Finish: nickel
- Each lock comes with two keys, a rosette, and a striking plate
- All the keys have different combinations
- Can be used for a wide variety of functions including drawers, wardrobes and cabinets

Code	Description
5005115	Drawer Lock Differ Nickel

STRIKING PLATE FOR CYLINDER LOCK



- Material: steel
- Finish: nickel
- Screw fixing
- Dimensions: 40 x 20mm

Code	Description
5002010	Striking Plate For Cylinder Lock



12. GENERAL HARDWARE

Catches

DTC PUSH TO OPEN MAGNETIC CATCH



- Push and open mechanism
- Comes as complete unit with gable and magnetic strip
- Makes it possible to have handleless doors

Code	Description
5803400	DTC Push To Open Magnetic Catch

MAGNETIC CATCH



- Simple magnetic catch screw fixing
- Pull: 4kg
- Comes complete with striking plate
- Finish: brown and white

Code	Description
5801100	Magnetic Catch No.271/2 Brown
5801102	Magnetic Catch No.271/2 White

LARGE MAGNETIC CATCH



- Large magnetic catch screw fixing
- Pull: 6-8kg
- Comes complete with striking plate
- Finish: brown and white

Code	Description
5801200	Large Magnetic Catch JWI Brown + Striker
5801201	Large Magnetic Catch JWI White + Striker

ROUND MAGNETIC SCREW CATCH WITH STRIKING PLATE



- Finish: brown
- Suitable for framed door
- Catch dimensions: 23 x 20 x 20mm
- Plate dimensions: 10mm
- Pull: 1.6kg

Code	Description
5801004	Round Magnetic Screw Catch with Striking Plate

MAGNETIC CATCH FOR FRAMED DOORS



- Finish: chrome
- Catch dimensions: 45 x 16 x 16mm
- Striking plate dimensions: 40 x 10mm
- Pull: 6kg
- Super strength

Code	Description
5801250	Magnetic Catch Chrome For Framed Doors

CHILD SAFETY CATCH



- Fits to the inside of a cabinet or drawer front
- Helps prevent the cabinet or drawer being opened by a child
- To open, press lever and release catch
- Material: plastic
- Finish: white

Code	Description
5801300	Child Safety Catch for Kitchen Doors

Components for the Kitchen & Furniture Trade

ROLLER CATCH



- Material: steel
- Catch dimensions: 32 x 28 x 14mm
- Stop dimensions: 31 x 8 x 15mm
- Finish: bronze and zinc
- Pull: 1.4kg

Code	Description
5802005	Roller Catch No.403 Bronze
5802010	Roller Catch No.403 Zinc

BALES CATCH



- Finish: brass
- Commonly selected for high quality furniture manufacture where surface mounted catches would look obtrusive
- Size: 19mm

Code	Description
5803005	Bales Catch No. 7 19mm 3/4in E.B.

TOUCH LATCH



- Screw fixing
- Bright galvanized steel catch and counterpiece
- Opened by simply applying pressure to the door which activates the release spring in the catch
- Light finger pressure on the door is sufficient to close it again
- Suitable for inset, rebated and butt closing doors

Code	Description
5803100	Touch Latch Silver

DOUBLE BALL CATCH



- Finish: brass
- Size: 42mm and 50mm
- Catch dimensions: 50 x 10 x 9mm
- Stop dimensions: 37 x 8 x 10mm
- Pull: 2.2kg

Code	Description
5803010	Double Ball Catch 42mm
5803015	Double Ball Catch 50mm

TABLE CATCH



- Finish: bronze and nickel
- Used in table production
- Secures an extendable table flap

Code	Description
6306020	Table Catch Bronze
6306025	Table Catch Nickel

MAGNETIC AUTOLATCH



- Finish: black
- Spring loaded magnetic catch with striking plate
- Catch dimensions: 45 x 28 x 16mm
- Plate dimensions: 35 x 13mm
- Pull: 2kg

Code	Description
5801050	Autolatch Magnetic Black+22.01.115



12. GENERAL HARDWARE

SUITCASE CATCH



- Finish: nickel
- Dimensions: approx 81 x 48mm

Code	Description
5804010	Suitcase Catch Nickel 48mm

SOFT CLOSE DAMPER & SADDLE



- Damper can be fitted on a cabinet top, bottom or side
- Can be mounted using a mounting saddle
- Reduces the sound of cabinet door closing

Code	Description
4005100	Soft Close Damper
4005105	Soft Close Saddle

Bolts

CHROME BARREL BOLT



- Finish: polished chrome
- Straight barrel bolt with receiver
- Surface mounted
- Available sizes: 50mm, 64mm, 76mm and 100mm

Code	Description
5811003	Barrel Bolt Chrome 50mm 2in
5811005	Barrel Bolt Chrome 64mm 2 1/2in
5811007	Barrel Bolt Chrome 76mm 3in
5811009	Barrel Bolt Chrome 100mm 4in

BRASS BARREL BOLT



- Finish: polished brass
- Straight barrel bolt with receiver
- Surface mounted
- Available sizes: 64mm, 76mm, 100mm

Code	Description
5811006	Barrel Bolt Brass 64mm 2 1/2in
5811008	Barrel Bolt Brass 76mm 3in
5811010	Barrel Bolt Brass 100mm 4in

REBATE FLUSH BOLT



- Bolt for double doors
- Install on side of door
- Functions to keep one or both doors locked

Code	Description
1500282	Rebate Flush Bolt

CABINET BOLT WITH RECEIVER



- Finish: electro brass
- Bolt dimensions: 70 x 22mm
- Catch dimensions: 20 x 12.5mm

Code	Description
5811500	Cabinet Bolt with Receiver (No 123)

Components for the Kitchen & Furniture Trade

NECKED BOLT



- Material: brass
- Necked barrell bolt with stop
- Dimensions: 76 x 26mm

Code	Description
5812022	Necked Bolt Brass 76mm 3in

Castors

TWIN WHEEL PLATE CASTOR



- Material: black plastic wheel with steel plate
- Max load: 30kg
- Available sizes: 30mm and 50mm

Code	Description
6002015	Twin Wheel Plate Castor 30mm
6002025	Twin Wheel Plate Castor 50mm

TWIN WHEEL PLATE CASTOR WITH BRAKE



- Material: black plastic wheel with steel plate
- Available with brake
- Max load: 30kg
- Available sizes: 30mm and 50mm

Code	Description
6002020	Twin Wheel Plate Castor 30mm with Brake
6002026	Twin Wheel Plate Castor 50mm with Brake

NON LOCKING HEAVY DUTY CASTOR



- Very durable castor perfect where extra strength is needed
- Material: steel plated and stern on ball bearings with rubber wheel
- Wheel size: 50, 75 and 100mm
- Tested for approx 90 minutes at 4km per hour
- Loading capacities and height of castor from the base of the wheel to the top of the plate:
 - 50mm: 25kg/64mm
 - 75mm: 35kg/80mm
 - 100mm: 45kg/92mm

Code	Description
6001000	Heavy Duty Castor 50mm Non Locking
6001010	Heavy Duty Castor 75mm Non Locking
6001020	Heavy Duty Castor 100mm Non Locking

LOCKING HEAVY DUTY CASTOR



- Very durable heavy duty castor with brake perfect where extra strength is needed
- Perfect for when extra strength is needed
- Material: steel plated and stern on ball bearings with rubber wheel
- Wheel size: 50, 75 and 100mm
- Tested for approximately 90 minutes at 4km per hour
- Loading capacities and height of castor from the base of the wheel to the top of the plate:
 - 50mm: 25kg/64mm
 - 75mm: 35kg/80mm
 - 100mm: 45kg/92mm

Code	Description
6001005	Heavy Duty Castor 50mm Locking
6001015	Heavy Duty Castor 75mm Locking
6001025	Heavy Duty Castor 100mm Locking



12. GENERAL HARDWARE

PLASTIC CORNER CASTOR



- A popular castor used in furniture production
- The plastic housing can be stapled on to the furniture for speed
- The castor then clicks into the housing
- Once inserted the castor cannot be removed
- Wheel size: 28mm

Code	Description
6003005	Plastic Corner Castor (White Block)
6003006	Plastic Corner Castor (Black Block) 400 pack

CLAW CASTOR



- Elegant antique claw castors
- To fit 32mm pedestal legs
- Finish: polished brass
- 2 x offset screw holes
- Feature: paw design

Code	Description
6003010	Claw Castor Brass 25mm 1in

CASTOR CUP



- Used underneath castors to protect carpets and flooring
- Size: 64mm

Code	Description
6004010	Castor Cup 64mm

Cable Ties

PLASTIC CABLE TIDY



- Size: 80mm
- Two part fitting with spring closing top
- Suitable for office furniture
- Used to keep computer leads and wires neat
- Finish: grey, brown and black

Code	Description
6302105	Plastic Cable Tidy Grey 80mm
6302110	Plastic Cable Tidy Brown 80mm
6302107	Plastic Cable Tidy Black 80mm

METAL CABLE TIDY



- Size: 80mm
- Two part fitting with spring closing top
- Suitable for office furniture
- Used to keep computer leads and wires neat
- Finish: brushed nickel and chrome

Code	Description
6302120	Metal Cable Tidy Brushed Nickel 80mm
6302125	Metal Cable Tidy Chrome 80mm



www.mvihazel.com/doors

Here at MVI Hazel, we take pride in delivering a range of kitchen doors to cater for all tastes and budgets. Our traditional range of doors, includes MFC shaker and 5 piece vinyl. We also supply stunning and innovative handleless doors and hi-gloss modern doors with 3D edging. Whatever your choice, we can offer any of our styles or colours, in both Standard and Made to Measure sizes. All with a comprehensive range of cornices, pelmets and matching edging available. Contact sales@mvihazel.com or **01 864 3480** for further information.

Use MVI Door App & find your door in 3 easy steps



Choose your style



Choose your colour



Choose your sizes



13. TOOLS



TALAtools

*Great Tools
Great Value*



13. TOOLS

Power Tools	238
Power Tool Accessories	239
Hand Tools	244
Trend Router Technology	247
Miscellaneous Tools	251

Components for the Kitchen & Furniture Trade

Power Tools

MAKITA 10.8V TWIN PACK DRILL DRIVER



- 1x T821549-5 - Makpac connector case
- 1x DC10WC - 10.8V charger
- 1x HP331DZ - 10.8V CXT combi drill
- 1x TD110DZ - 10.8V CXT impact driver
- 2x 197394-3 - 10.8V Li-ion BL1020B battery

Code	Description
9450090	Makita 10.8V Twin Pack Drill Driver

MAKITA 10.8V HR166DZ SDS DRILL BODY ONLY



- Voltage: 10.8V
- Body only machine
- Battery type: Li-ion
- Body only machine
- Forward/reverse rotation
- LED job light
- Capacity in concrete: 16mm
- Capacity in steel: 10mm
- Capacity in wood: 13mm
- One touch sliding chuck for easy bit installation and removal
- 2-mode operation: rotary only and rotary hammer
- Net weight: 2.0kg

Code	Description
9450140	Makita HR166DZ 10.8V SDS Drill Body Only

MAKITA HR2630X7 SDS ROTARY HAMMER DRILL



- Voltage: 220V
- One touch sliding chuck for easy bit installation and removal
- Variable speed control by trigger
- Forward/reverse rotation
- Torque limiter
- Double Insulation
- Compact and lightweight design
- Depth stop
- Technical data:
 - Max in concrete (TCT bit): 26 mm
 - Max in concrete (Diamond core): 80 mm
 - Max in wood: 32 mm
 - Max in steel: 13 mm
 - Input wattage: 800W
 - Net weight: 2.8 kg

Code	Description
9450110	Makita HR2630X7 220V SDS Plus Rotary Hammer

MAKITA HS7601J CIRCULAR SAW



- Voltage: 220V
- Double insulation
- Compact and lightweight design
- Compatible with guide rail
- Rear dust exhaust port
- Connectable to dust extractor
- Rear angular guide for smooth and precise adjustment of bevel angle
- Single action lever for quick adjustment of cutting depth
- Ergonomic soft grip
- Flat motor housing end
- Aluminium die-cast safety cover
- Aluminium base plate
- Technical data:
 - Depth of cut: @ 90° 66mm
 - Depth of cut: @ 45° 46mm
 - Blade diameter: 190mm
 - Bore diameter 30mm
 - Input wattage: 1200W
 - No load speed: 5200rpm
 - Net weight: 4.0kg

Code	Description
9450160	Makita HS7601J 220V Circular Saw



13. TOOLS

MAKITA SP6000J1 PLUNGE CUT SAW



- Voltage: 220V
- Depth stopper for splinter-free cutting
- Tip-resistant design
- Soft start
- Electronic speed control
- Constant speed under load
- Double Insulation
- This kit contains:
 - 1x clamp set
 - 1x connector bar
 - 2x 165mm TCT blades
 - 1x Makpro case
 - 2x 1400 guide rails
 - 1x guide rail bag

Code	Description
9450120	Makita SP6000J1 220V Plunge Cut Saw with Track

MAKITA RT0700CX2 ROUTER/TRIMMER



- Voltage: 220V
- Variable speed control dial
- Includes tilt and plunge bases
- Flat top for stability when changing bits
- Soft start feature
- High durability and accuracy obtained by using aluminium for body housing
- Accepts 6mm and 8mm collets
- Accepts 1/4in (6.35mm) and 3/8in (9.53mm) collets
- Shaft lock for easy bit change
- Rocker on/off switch

Code	Description
9450130	Makita RT0700CX2 220V Router/trimmer

Power Tool Accessories

TALA 12 PIECE ROUTER SET



- Wooden storage case
- Set contains:
 - 3/4in, 3/8in round over bit
 - 1/4in, 3/8in, 1/2in, 3/4in straight
 - 1/2in flush trim
 - 1 1/4in chamfer
 - 1/2in dovetail
 - 1/2in V groove
 - 1/2in core box
 - 5/32in roman ogee
 - 1/4in shank

Code	Description
9401052	Tala 12pce 1/4in Router Bit Set

TALA 24 PIECE ROUTER SET



- 24 piece router bit set
- 1/4in shank
- Plastic storage case
- Used to create decorative edging and joining on wood
- Set consists of:
 - 1in chamfer
 - 1/2in, 1/8in, 1/4in, 3/8in round over
 - 1/4in panel pilot
 - 1/4in, 3/8in cove
 - 3/8in keyhole
 - 1/4in, 3/8in, 1/2in, 3/4in straight
 - 1/2in 90° V groove
 - 3/8in, 1/2in dovetail
 - 1/4in, 1/2in core box
 - 1/2in flush trim
 - 7/8in rabbeting
 - 1/4in ovolo
 - 1/2in hinge mortising

Code	Description
9401054	Tala 24pce 1/4in Router Bit Set

Components for the Kitchen & Furniture Trade

TALA POZI INSERT BIT



- Finished in tin coating for longer life
- Made from S2 steel
- 25mm bit length
- 3 bits per pack

Code	Description
9401022	Tala 3pce Pozi Titanium No.1 Bit
9401023	Tala 3pce Pozi Titanium No.2 Bit

TALA 10 PIECE INSERT BIT SET



- Finished with a tin coating and made from S2 steel
- Each set contains:
 - Parallel: 4.5mm
 - Pozi insert bits: pz1, 3x pz2, pz3
 - Phillip insert bits: ph1, ph2
 - Robertson: S1
- This set comes with 1/4in magnetic bit holder, ideal for quick bit swaps

Code	Description
9401068	Tala 10pce Insert Bit Set

TALA 31 PIECE INSERT BIT SET



- Finished in a tin coating and made from S2 steel
- Comes in robust carry case with beltclip
- Set contains:
 - Parallel bits: 3mm, 4.5mm, 5.5mm
 - Pozi bits: pz1, 5x pz2, 2x pz3
 - Phillips bits: 2x ph1, 3x ph2, 2x ph3
 - Torx bits: T10, T15, T20, T25, T27, T30
 - Hex bits: 3, 4, 5, 6mm
 - Robertson bits: S1, S2
- Set comes with 1/4in bit holder with quick release

Code	Description
9416187	Tala 31pce Insert Bit Set

MAGNETIC BIT HOLDER



- Stainless steel bit sleeve
- Powerful permanent magnet holds bit and screw securely
- Standard 1/4in hex drive with 1/4in hex recess for standard screwdriver insert bits

Code	Description
9401060	Tala Magnetic Bit Holder



13. TOOLS

KRINO JOBBER DRILL BIT



- Straight shank high speed jobber drills
- General purpose drill bit designed to give high performance under a wide range of materials and conditions
- Available sizes: 3, 4 & 5mm

Code	Description
9416204	Krino 3mm HSS Jobber Drill Bit
9416206	Krino 4mm HSS Jobber Drill Bit
9416208	Krino 5mm HSS Jobber Drill Bit

KREG BIT



- Drill bit specifically designed for drilling kreg screws
- Diameter: 9mm
- For fast and smooth drilling

Code	Description
9401000	Kreg Bit

TALA 177 PIECE DRILL BIT SET



This 177 piece combination set consists of:

- 16x titanium drill bits
- 5x masonry drill bits
- 5x wood drill bits
- 3x spade bits
- 5x nut drivers
- 1x 1/4 magnetic bit holder
- 1x centre punch
- 1x counter sinking bit
- 14x 25mm screwdriver bits in a range of sizes
- 6x 50mm screwdriver bits in a range of sizes
- 40x wood screws in a range of sizes
- 80x wall plugs in a range of sizes

Code	Description
9401062	Tala 177Pce Combination Bit Set

TALA 250 PIECE DRILL BIT SET



This set consists of:

- 6x titanium drill bits
- 5x masonry drill bits
- 4x wood drill bits
- 1x 1/4 magnetic bit holder
- 6x 25mm screwdriver bits in range of pozi, philips and parallel ends
- 60x wood screws in a range of lengths and thicknesses
- 168x wall plugs in a range of lengths and thicknesses

Code	Description
9401064	Tala 250Pce Combination Drill Bit Set

Components for the Kitchen & Furniture Trade

TREND HINGE BORING BIT



- These machine bits are typically used by kitchen furniture manufacturers for recessing circular hinges
- This economy range is supplied without scribes and are used for recessing holes in melamine covered chipboard
- Use with pillar drills only
- Diameter: 35mm

Code	Description
9501090	Trend 35mm Hinge Boring Bit

BORING DRILL BIT



- Diameter: 35mm
- For use in all woods, plywood, chipboard and laminates
- Used to cut 35mm recess hole for kitchen and bedroom furniture doors

Code	Description
9404005	35mm Bit for Cabinet Hinge

TALA COUNTERSINK BIT



- A bit for drilling a hole to countersink a screw
- The head of the screw will sit flush with the surface
- Makes it easier to hide or conceal the screw
- Diameter: 12mm

Code	Description
9401050	Tala 12mm Countersink Bit

OPTIMAXX TX36 JIGSAW BLADE



- Overall size: 117mm
- Blade size: 91mm
- Tri-cut sharpening process
- Used for hardwoods, softwoods, chipboard, MDF, laminate/coated boards, plastics and solid surfaces
- Can be used on surfaces 10-60mm
- Designed and made in Germany
- 5 jigsaw blades per pack

Code	Description
7306500	Optimaxx TX36/5 Jigsaw Blade

OPTIMAXX TX507 JIGSAW BLADE



- Overall size: 100mm
- Blade size: 75mm
- Quick cut diagonally sharpened teeth
- Used for hardwoods, softwoods and plastics
- Can be used on surfaces 5-50mm
- Designed and made in Germany
- 5 jigsaw blades per pack

Code	Description
7306530	Optimaxx TX507/5 Jigsaw Blade



13. TOOLS

OPTIMAXX TX602 METAL CUTTING JIGSAW BLADE



- Jigsaw blade for cutting mild steel and non ferrous metals
- Overall size: 76.5mm
- Blade size: 55mm
- Mild and wavy set teeth
- Sheet metal range: 1.0-1.6mm
- Can be used on thin metals with a thickness of 1/16 to 1/8 inch thickness
- Blade perforation: 1.2mm
- Long lasting life
- Designed and made in Germany
- 5 jigsaw blades per pack

Code	Description
7306540	Optimaxx TX602/5 Jigsaw Blade

OPTIMAXX TX501 JIGSAW BLADE



- Overall size: 100mm
- Blade size: 75mm
- Conically ground blade
- Teeth diagonally sharpened
- Smooth precision forward and reverse (TX501/R) clean cut
- Used for hardwoods, softwoods, chipboard, MDF, laminate/coated boards and plastics
- Can be used on surfaces 3-30mm
- Designed and made in Germany
- 5 jigsaw blades per pack

Code	Description
7306510	Optimaxx TX501/5 Jigsaw Blade
7306520	Optimaxx TX501R/5 Jigsaw Blade

OPTIMAXX SHARK BLADE



- One blade cuts all types of metal and wood
- Overall size: 150mm
- Blade size: 130mm
- 9/13 two stage toothing
- Faster cleaner cut
- Cooling slots between teeth for long lasting life
- Designed and made in Germany
- 5 jigsaw blades per pack

Code	Description
7306550	Optimaxx Shark Recipro Blade TX-Shark

MAKITA JIGSAW BLADE



- Makita jigsaw blades are manufactured from fine cutting steel
- Makita blades are thinner and harder than many standard blades, giving the fast clean cut needed by the professional and the craftsman
- Standard fitting blades which suit most jigsaws

Code	Description
9416130	Makita Jigsaw Blade B12 (5pk) Plywood
9416135	Makita Jigsaw Blade B13 (5pk) Alum/Wood
9416140	Makita Jigsaw Blade B19 (5pk) Laminate
9416145	Makita Jigsaw Blade B16 (5pk) Fast Cut

Components for the Kitchen & Furniture Trade

Hand Tools

STANLEY FATMAX UTILITY KNIFE BLADE



- Ideal for carpet, vinyl and any other material requiring a stiffer and stronger blade
- Blades fit all Stanley knives

Code	Description
9450410	Stanley 5pc FatMax Utility Knife Blades

STANLEY TWIN PACK HANDSAW, KNIFE AND TAPE



- Stanley pack contains:
 - 1x Stanley utility knife
 - 1x Stanley 5m(16ft) measuring tape
 - 1x Stanley 550mm(22in) universal fine cut handsaw
 - 1x Stanley 550mm(22in) universal heavy duty handsaw

Code	Description
9450650	Stanley Promotional Twin Pack Saw + Knife + Tape

BAHCO BARRACUDA HANDSAW



- Triple edged teeth make sawing easier
- New hardening technology, stays sharp twice as long
- 7 teeth per inch
- Used for formwork, beams, thick planks, rafters
- Available size: 550mm(22in)

Code	Description
9450205	Bahco Barracuda Quality Saw 22in

TALA FINE CUT HANDSAW



- Bi-material handle screwed and welded for comfort and security
- Teeth are precision set to generate clearance of kerf from the blade
- 3 sided precision ground teeth offer razor sharp cutting edges at every stage of the stroke
- Induction hardened teeth stay sharper twice as long
- Available size: 550mm(22in)

Code	Description
9450200	Tala Fine Cut Saw 22in

TALA CLAW HAMMER



- Professional quality claw hammer
- Weight: 16oz
- Hardened claws ideal for removal of various size nails

Code	Description
9450455	Tala Claw Hammer 16oz

TALA WOODEN HANDLED CLAW HAMMER



- Handle made out of ash
- Laquered finish
- Weight: 16oz

Code	Description
9450458	Tala Wood Handled Claw Hammer 16oz



13. TOOLS

STANLEY MEASURING TAPE



- Equipped with a nylon coated blade
- Bi-material casing, ideal for grip and comfort
- Positive blade lock, suitable for accurate measuring
- Triple riveted hook end for strength and accuracy
- Available length: 8m(26ft)

Code	Description
9450300	Stanley Fat Max Measuring Tape 8m

TALA MEASURING TAPE



- Magnetic tip
- Quick release catch
- Easy grip features
- Available lengths: 5m(16ft), 8m(26ft)

Code	Description
9412001	Tala Measuring Tape 5m (Carded)
9412003	Tala Measuring Tape 8m (Carded)

TALA COMBINATION PLIERS



- Professional quality combination pliers
- Soft grip handle for control and comfort.
- Drop forged for toughness
- Available size: 200mm(8in)

Code	Description
9401080	Tala Combination Pliers 8in

TALA SOFT GRIP WRENCH



- Professional quality pliers with locking capabilities.
- Ergonomic grips on handle for comfort and ease of use.
- Hardened, tempered forged steel jaws
- Jaws come with serrated finish for better grip.
- Powerful locking and quick release functions
- Available size: 250mm(10in)

Code	Description
9401084	Tala Soft Grip Wrench 10in

IRWIN QUICK GRIP CLAMP



- New and improved one-handed clamp delivers 136kg(300lbs) of sustained clamping force
- Patented locking swivel jaw
- 90mm throat depth
- Removable pads
- Available sizes: 150mm(6in), 300mm(12in)

Code	Description
9450795	Irwin Quick Grip Clamp Set 6in
9450800	Irwin Quick Grip Clamp Set 12in

TALA UTILITY KNIFE



- Lightweight aluminium handle with belt clip
- Blades can be change quickly
- Knife can be unfolded with 1 hand
- 5 spare blades included

Code	Description
9450850	Tala Folding Utility Knife & Blades

Components for the Kitchen & Furniture Trade


TALA RETRACTABLE SLAB KNIFE



- 5 blade positions allows wider usage for variety of cutting applications
- Interlock nose firmly secures blade into knife
- Precision die cast zinc body both strong and lightweight
- Blades stored inside the handle
- Ideal for carpet, vinyl and any other material requiring a stiffer and stronger blade

Code	Description
9450400	Tala Retractable Knife

TALA TRIMMING KNIFE BLADE



- These utility knife blades are stored in a safety dispenser
- Ideal for cutting up plaster boards, slab boards, and trimming carpets to size.
- 10 slab blade per pack

Code	Description
9450406	Tala 10pce Trimming Knife Blades

TALA 31 PIECE INSERT BIT SET



- Set contains:
 - 1x ratchet handle
 - 1x adaptor
 - 1x magnetic holder
- 23 bit set contains
 - Slotted bits: 3, 4, 5, 6, 7
 - Pz bits: PZ1, PZ2, PZ3
 - Ph bits: PH0, PH1, PH2, PH3
 - Torx bits: T10, T15, T20, T25, T27, T30
 - H bits: H2, H3, H4, H5, H6
- 8x 1/4 inch drive sockets

Code	Description
9416188	Tala 35pce Ratchet Screwdriver Set

TALA 9 PIECE SCREWDRIVER SET



- Soft grip handle for comfort
- Comes equipped magnetic tips for ease of use
- Symbols on head of screwdriver to signify head type and style
- Display storage can be mounted to a wall
- Contents of package
 - 4x pozi screwdrivers: pZ2x150mm, pZ2x100mm, pZ1x75mm, PZ0x75mm
 - 5x flare screwdrivers: 8x150mm, 6x150mm, 6x100mm, 4x75mm, 3x75mm

Code	Description
9450675	Tala 9pce Screwdriver Set

TALA HEX KEY SET



- Quality allen key set made out of vanadium steel
- Available with tool holder for convenience and organisation
- Contents of package:
 - Tool holder
 - Range of sizes in set including 1.5mm, 2, 3, 6, 8, 10mm

Code	Description
9401055	Tala 10pce Metric Hex Key Set



13. TOOLS


4mm ALLEN KEY



- Finish: Bright steel
- Designed to easily secure or release
- Size: 4mm key

Code	Description
9402006	Allen Key 4mm (Inset Key)

TALA 300mm COMBINATION SQUARE



- Imperial/metric graduations for ease of use
- Plastic, lightweight body
- Long lasting stamped blade easy to read
- Can be used as a:
 - Try square
 - Mitre square
 - Depth gauge
 - Height gauge
 - Spirit level

Code	Description
9450475	Tala Combination Square 12in

STABILA 2 PIECE LEVEL SET



- Set consists of:
 - 1x 400mm spirit level
 - 1x 1200mm spirit level

Code	Description
9450700	Stabila Twin Pack Level Set


TALA PROFESSIONAL 4 PIECE CHISEL SET



- Fully heat treated forged steel blade for longer life
- Polypropylene handle for a comfortable grip, practically unbreakable
- Lacquered blade for rust prevention
- Comes with blade guard for safety

Code	Description
9450350	Tala 4pce Professional Chisel Set

TALA CARPENTERS PENCIL SET



- 10x medium lead pencils
- 1x sharpener
- Ideal for marking wood and other materials

Code	Description
9450480	Tala 10pce Carpenters Pencils Set

Trend Router Technology

TREND AUGER BIT



- Auger bit made from carbon steel
- Single fluted bit-ideal for drilling deep holes in wood.
- Must only be used on drills with torque controls fitted.
- Diameter: 19mm
- Shank diameter: 6.35mm(1/4in)

Code	Description
9502210	Trend Auger Bit 19mm

Components for the Kitchen & Furniture Trade

TREND FLAT BIT



- An economical bit for cutting quick holes in timber
- With centre point, back tapered cutting edge and ground chip breakers
- Shank diameter: 6.35mm (1/4in)
- Diameter: 19mm

Code	Description
9502200	Trend Flat Bit 19mm

TREND DOVETAIL CUTTER



- These cutters are for Trend craft dovetail jigs
- D: 12.7 mm
- C: 20 mm
- OL: 60 mm
- A: 104 degrees
- Shank diameter: 6.35mm (1/4in)

Code	Description
9501035	Trend Dovetail Angle 104° Degree

TREND POCKET HOLE PLUG CUTTER



- Tool steel plug/pellet cutter
- Use in a pillar drill to allow plugs to be made to cover the pocket hole pockets
- Allows plugs up to 52mm long to be created in end grain
- Shank diameter: 6.35mm (1/4in)

Code	Description
9501660	Trend Pocket Hole Plug Cutter

TREND TWO FLUTE CUTTER



- Suitable for a wide range of applications such as engraving, grooving, rebating and shallow mortising
- Use on softwoods, hardwoods, MDF, plywood and chipboard
- All cutters have a bottom cut feature
- D: 35 mm
- OL: 60 mm
- Shank diameter: 12.7cm (1/2in)
- Recommended speed: 1000-20000 RPM
- Available sizes: 6mm, 6.3mm, 8mm, 10mm, 12mm, 12.7mm 15mm

Code	Description
9501000	Trend Two Flute Cutter 6mm
9501005	Trend Two Flute Cutter 6.3mm
9501010	Trend Two Flute Cutter 8mm
9501015	Trend Two Flute Cutter 10mm
9501020	Trend Two Flute Cutter 12mm
9501025	Trend Two Flute Cutter 12.7mm
9501030	Trend Two Flute Cutter 15mm
9501060	Trend Two Flute Cutter 12.7mm
9501065	Trend Two Flute Cutter 12.7mm
9501075	Trend Two Flute Cutter 12.7mm

TREND ROUND OVER OVOLO CUTTER



- Self-guiding cutters for rounding over edges
- They are supplied with two bearings
- Use the larger bearing when creating round over cuts
- If the cutter is lowered, a top quirk can be produced
- Bullnose mouldings can also be produced by taking a second pass from the opposite side of the workpiece
- Does not require a side fence
- Shank diameter: 6.35mm (1/4in)

Code	Description
9501045	Trend Rounding Over 6.3mm



13. TOOLS

TREND SELF GUIDED CHAMFER CUTTER



- Self-guiding chamfer/bevel cutter
- Bearing follows the board beneath
- D: 32 mm
- C: 12.7 mm
- B: 9.5 mm
- A: 45 degrees
- Shank diameter: 6.35mm(1/4in)

Code	Description
9501040	Trend Self Guided Chamfer Angle 45mm

TREND SELF GUIDED TRIMMER



- Used for trimming plastic or plywood overlays
- Also for copy profiling with a template
- D: 9.5 mm
- C: 12.7 mm
- B: 9.5 mm
- A: 90 degrees
- Shank diameter: 6.35mm(1/4in)

Code	Description
9501050	Trend Self Guided Trimmer 12.7mm

TREND TEMPLATE PROFILE



- Shank mounted bearing profilers are ideal for template guidance
- Use for rebating and trimming edges only
- Extra care must be taken to avoid cutter breakage
- D: 12.7mm
- C: 25.4mm
- Shank diameter: 6.35mm(1/4in)

Code	Description
9501055	Trend Template Profile 12.7mm

TREND WORKTOP JIG CUTTER PACK



- Pack consists of:
 - 3x 12.7mm(1/2in) worktop cutter
 - 1x 12.7mm(1/2in) long series cutter
 - 1x 6.35mm(1/4in) laminate trimmer
- The cutters are tungsten carbide tipped with a teflon coating
- They are suitable for use in natural timbers, particle board and fibreboard
- They have a wide range of applications such as engraving, grooving, rebating and shallow mortising

Code	Description
9501350	Trend 5pc Worktop Jig Cutter Pack

TREND INTUMESCENT CUTTER SET



- For either frame or door applications, with standard intumescent strip
- Neatly cuts grooves on doors or frames to accept intumescent strip which enables the formation of effective barriers to both fire and smoke
- By using alternative ball bearings diameters other seal thicknesses can be introduced
- Alternative bearings can be purchased to suit other thicknesses
- For 4.0mm thick and 10.0mm width intumescent strip
- D: 24 mm
- C: 10 mm
- B: 16 mm
- E: 4 mm
- Shank diameter: 6.35mm(1/4in)

Code	Description
9501080	Trend Intumescent Cutter 10mm

TREND POCKET HOLE JIG



- For fast and accurate joining of timber and plywood giving strong instant joints
- Solid hardened bushes with variable pitch of 29mm to 63mm
- Use on timber, MDF, plywood and blockboard
- Allows a variety of joints to be created individually
- Uses square drive self tapping screws
- Workpiece can be handled immediately after gluing and screwing creating time saving benefits
- No clamps required

Code	Description
9501600	Trend Pocket Hole Jig Starter Set

TREND POCKET HOLE DRILL BIT



- Pocket hole jig stepped drill bit
- Extra long tip to aid starting off
- Shank diameter: 6.35mm (1/4in)

Code	Description
9501650	Trend Pocket Hole Drill Bit

TREND ANGLEFIX MITRE GUIDE



- Use for mitre cutting of frames, skirting, architrave and beading as well as basic marking out
- Halves angles to achieve correct cutting angle before cutting mitres
- Use for mitre cutting of frame, skirting (not tall skirting), architraves and beading as well as basic marking out
- Sets internal and external angles

Code	Description
9501420	Trend Anglefix Mitre Guide

TREND BISCUIT JOINTER SET



- This two wing self-guiding tungsten carbide tipped slotting cutter is ideal for biscuit jointing
- The set is supplied with three ball bearing guides to suit the three sizes of biscuits available
- A slightly longer cut than the length of the biscuit is required for ease of alignment during assembly
- Shank diameter: 6.35mm (1/4in)
- Available sizes: 1/4mm, 1/2mm

Code	Description
9502000	Trend Biscuit Joint Cutter 1/4
9502010	Trend Biscuit Joint Cutter 1/2



13. TOOLS

Miscellaneous Tools

TREND DIGITAL ANGLE RULER



- 1000mm digital angle ruler that calculates angles quickly and accurately and is ideal for woodworking, construction, and machining
- Stainless steel rule with metric/imperial scale, scale length 500mm
- Measuring range from 0° to 360°, with accuracy of 0.3°
- Rule locking function
- Easy operation with two press buttons

Code	Description
9501425	Trend Digital Angle Ruler 500mm

TREND GUIDE BUSH



- Guide bush guides the router when using a template
- Fits directly to Trend T5E and T9E, and some other light duty routers
- Will fit other makes when used with GB/5, GB/PLATE or UNIBASE Sub-base

Code	Description
9501310	Trend Worktip Jig Guide Bush 30mm

TREND LOC BLOCK WORKPIECE SUPPORT



- Pack of four interlocking gripping blocks that lock together to allow workpiece to be held in place when sanding, drilling and finishing
- Grips both workpiece and bench
- Lifts workpiece from bench, to allow complete access to every edge
- Anti-vibration, non-slip, non-marring rubber pads on both the top and bottom of the blocks
- Size when four blocks interlocked 173mm x 173mm

Code	Description
9501435	Trend Loc Block

TREND ROUTER DEPTH GAUGE



- A metal rule depth gauge to set height of router cutters and saw blades accurately
- For hand routers, router tables and saw benches 60mm wide aperture and accurate to 0.5mm
- 80mm measurement range
- Steel rule dual metric and imperial scale
- Self standing for setting cutter depth on router tables and low profile for backfence adjustment

Code	Description
9501410	Trend Depth Gauge
9501652	Trend Pocket Hole Drill Bit Depth Gauge

Components for the Kitchen & Furniture Trade

TREND CRAFT SAW BLADE



- A range of tungsten carbide tipped circular sawblades designed for a professional finish in soft wood, hard wood, plywood, soft fibre, plasterboard stone, fibre board, cement bonded board and particle board
- Silverbraze to ensure tip is bonded securely to body
- Laser etched on reverse to European standard EN847-1/2
- High grade alloy steel plate body precision ground to maintain flatness
- Microgranular tungsten carbide tipped to allow cutting of abrasive materials
- Available sizes: 190mm, 235mm and 250mm

Code	Description
9501900	Trend CSB/19024 Craft Saw Blade 190mm X 24
9501905	Trend CSB/19040 Craft Saw Blade 190mm X 40
9501910	Trend CSB/23524 Craft Saw Blade 235mm X 24
9501915	Trend CSB/23540 Craft Saw Blade 235mm X 40
9501920	Trend CSB/25060 Craft Saw Blade 250mm X 60

TREND PRO GRABIT SCREW REMOVER



- This versatile double-ended bit removes damaged screws, machine screws and broken bolts from wood, metal and plastic
- Removes cleanly from wood, metal or plastic
- Removes screws made of any alloy including soft brass
- Double-ended (burnisher and tapered thread)
- Hex shoulder to aid removal of jammed screw or bolt

Code	Description
9501430	Trend Pro Grabit Screw Remover

TREND SNAPPY 90° SCREWDRIVER ATTACHMENT



- 90° angled screwdriver attachment allows access to tight corners
- Quick change chuck ensure tool is held securely
- Use with bit holders, direct drive or insert screwdriver bits, hex drills and drill/countersinks
- Heat treated steel precision gears for maximum torque
- Die cast head with ball bearing guides for stability

Code	Description
9502110	Trend 90° Degree Screw Driver Attachment

TREND SNAPPY OFFLINE DRIVER



- Drill and fixes in tight spaces
- Outer sleeve rotates allowing secure positioning
- Shaft swivels to 15 degree angle
- Accepts both insert bits and direct drive bits

Code	Description
9501440	Trend Snappy Offline Driver



13. TOOLS

TREND AIRACE HALF MASK



- Dust mask with replaceable filter for use when routing, for industrial and construction work, DIY and various other trades
- Five times larger surface area than the average disposable dust mask, giving superior protection against dust inhalation and offering considerable cost savings
- The one way exhaust valve vents to the underneath, preventing exhaled air from fogging goggles or the optional visor
- Protects the user against hazardous toxic dust particles, metal fumes and mist to classification P2 and down to 0.3 microns enabling use with MDF

Code	Description
9501500	Trend Airace Half Mask

TREND FAST TRACK SHARPENER KIT



- Portable hand operated honing system giving guaranteed razor fine edges every time
- Unique lateral sharpening action gives superb finished edge
- Carriage runs on nylon 66 slip rails for a smooth action
- Quick change sharpening angles 25 degree for primary and 30 degree for secondary

Code	Description
9503000	Trend Fast Track Sharpener Kit

TREND TOOL & BIT CLEANER



- Spray-on resin and pitch remover
- Provides rust and corrosion protection
- Ideal for sawblades, router cutters, planer blades, files, wrenches and drill bits etc
- Has unique properties which break the molecular bond and lifts the dirt from the tool as opposed to eating away the dirt like citrus cleaners and other chemicals
- Biodegradable and user friendly and non-toxic and non-flammable
- Size: 532ml

Code	Description
9501700	Trend Tool And Bit Cleaner

TREND WORKTOP JIG



- Hard wearing solid laminate 12mm thick jig that cuts both parts of the joint in 15 minutes including setting up
- Left hand and right hand corners, 400mm radius peninsular joint, 45 degree end cut with slight radius, 45 degree trade corner solution for hob units, 100mm radius corner, 40mm radius corner, 35mm kitchen door hole and 3/4 inch BSP hole for mixer taps
- Fixed lengths for 400mm, 500mm, 550mm, 600mm, 616mm, 650mm, 700mm and 900mm wide worktops
- Cuts up to 40mm thick worktops with or without anti-drip postformed edge
- 10mm diameter plastic pins with tapered shoulder for tight fit provides three point pin contact to ensure ease of setting up

Code	Description
9501200	Trend Worktop Jig KWJ900
9501300	Trend Worktop Jig Pins (set of 4)

Components for the Kitchen & Furniture Trade

TALA PLASTIC TOOLBOX



- Polymer toolbox with metal latches
- Robust full length aluminium handle
- Additional compartment in lid for organizing screws/small tools
- Internal shelf
- Padlock hole between lid and body for additional security
- Available size: 560mm(22in)

Code	Description
9450532	Tala Plastic Toolbox Metal Latches


BOSTITCH NAIL GUN SET



- The BT1855-E tool is the most feature-packed brad nailer on the market and comes complete with a host of features to meet the demands of today's construction users
- This tool includes everything from a selectable trigger system and oil free engine to a new moulded handle design to give maximum performance with improved durability and tool balance, all in a compact body design
- Comes complete with 1000 fasteners and heavy duty carry case

Code	Description
9450080	Bostitch Nail Gun Set

AIR FILTER FOR FACE MASK



- ACE/1 cloth filter
- Dimensions of filter: 30cm x 8.4cm x 0.3cm
- 10 times longer lifespan, compared to other average disposable face filters
- Ideal for protection from hazardous toxic dust particles and metal fumes
- Replacement filter for Trend airace half mask

Code	Description
9501510	Air Filter for Face Mask

DUST RESPIRATOR



- Adjustable elastic strap
- High filtration performance
- Suitable for wood sanding, coarse dust, polishing
- Valve attached for extra comfort

Code	Description
9430000	Dust Respirators 1720-V FFP2V (12 pcs)
9430010	Disposable Dust Mask (50 pcs)

TALA KNEE PAD



- Durable knee protection
- Ergonomic design
- Elastic straps, ideal for quick removal while not in use
- Comes in display packaging

Code	Description
9450540	Tala General Purpose Knee Pads



INDEX

1/2 Waste Disposal Unit HP	121
100mm Adjustable Intex Leg Set	215
1100mm Table Leg	214
150mm Adjustable Heavy Duty Intex Leg Set	216
150mm Adjustable Intex Leg Set	215
19mm Round Robe Rail	178
19mm Round Robe Rail Centre Support	178
19mm Round Robe Rail End Socket	178
19mm Round Robe Rail End Support for Shelf Fixing	178
22mm x 0 4mm Paintable Edging	193
25mm Round Rail End Support for Shelf Fixing	179
25mm Round Robe Rail	178
25mm Round Robe Rail Centre Support	179
25mm Round Robe Rail End Socket	179
3 Way Adaptor with 2 USB Outlets	140
3.5W GU LED Lamp	166
310 Straight Brass Compression Fitting	122
315 90° Brass Compression Fitting	122
318 T Brass Compression Fitting	123
350mm Soft Close Bottom Fix Drawer Runner	76
4 Round LED Plinth Light Kit	165
4 Way USB Socket	140
45° Waste Bend	124
4mm Allen Key	247
5 Tier Soft Close Shoe Rack	175
50mm x 0 4mm Paintable Edging	193
50W GU Downlight	166
600mm Stainless Steel & Glass Cookerhood	150
630mm Square Postform End	219
630mm Square Postform Joiner	220
630mm Square Postform Tee with Tail	220
710mm Table Leg	214
870mm Table Leg	214
90° Waste Bend	124
900mm Stainless Steel & Glass Cookerhood	150
920mm Square Postform End	219
920mm Square Postform Joiner	220

A

ADHESIVES & EDGING	181
--------------------	-----

Adhesives, Abrasives & Fillers	184
Adjustable Folding Type Intex Leg Set	215
Adjustable Metal Leg	215
Adjustable Oval Robe Rail Centre Support	178
Air Filter for Face Mask	254
Aluminium Arch Pull Handle	30
Aluminium Plinth Grill	217
Aluminium Style Glass Door	85
Aluminum Hat & Coat Hook	177
Amador Bar Stool	140
Amerock Full Wrap Hinge	68
Amerock Half Wrap Hinge	68
Ancona Handle	25
Angolo Corner Height Adjuster	209
Architectural Hardware	56
Architectural Washered Butt Hinge	70
Architrave Switch Plus Box	165
Auto Door Switch	166

B

Bahco Barracuda Handsaw	244
Bales Catch	230
Bar Handle	27

Basket

Chrome High Line Basket	132
Chrome Soft Close Basket	132
Solid Base Soft Close Basket	132
Wicker Basket	132

Baskets	132
Bathroom Mortice Latch for Turn & Release Catch	57
Bathroom Mortice Lock for Bathroom Handles	57
Bathroom Turn & Release Catch	57
Battered Iron Handle	47
Battered Iron Knob	47
Bayonne Lever Handle	50
Bedroom & Wardrobe Fittings	174

BEDROOM ACCESSORIES	170
---------------------	-----

Beehive Knob	39
--------------	----

Bin

Circular Chrome Bin	153
MVI 300mm Mini Cargo Bin	153
MVI 300mm Soft Close Cargo Bin	154
MVI 400mm Mini Cargo Bin	153
MVI 400mm Soft Close Cargo Bin	154
MVI 450/500mm Soft Close Cargo Bin	154
MVI 600mm Soft Close Cargo Bin	154
Sige 450/500mm Soft Close Cargo Bin	155
Sige 600mm Soft Close Cargo Bin	155
Stainless Steel Worktop Counter Bin	153

Bit

Boring Drill Bit	242
Kreg Bit	241
Krino Jobber Drill Bit	241
Magnetic Bit Holder	240
Space Plug Pack with Drill Bit	204
Tala 10 Piece Insert Bit Set	240
Tala 177 Piece Drill Bit Set	241
Tala 250 Piece Drill Bit Set	241
Tala 31 Piece Insert Bit Set	240
Tala 31 Piece Insert Bit Set	246
Tala Countersink Bit	242
Tala Pozl Insert Bit	240
Trend Auger Bit	247
Trend Flat Bit	248
Trend Hinge Boring Bit	242
Trend Pocket Hole Drill Bit	250
Trend Pro Grabit Screw Remover	252
Trend Tool & Bit Cleaner	253

Black Cookerhood	150
------------------	-----

Black T Bar Handle	30
--------------------	----

Black Worktop Pop Up Socket	139
-----------------------------	-----

Blade

Makita Jigsaw Blade	243
Optimaxx Shark Blade	243
Optimaxx TX36 Jigsaw Blade	242
Optimaxx TX501 Jigsaw Blade	243
Optimaxx TX507 Jigsaw Blade	242
Optimaxx TX602 Metal Cutting Jigsaw Blade	243
Stanley FatMax Utility Knife Blade	244
Tala Trimming Knife Blade	246
Trend Craft Saw Blade	252

Blanking Cap	207
--------------	-----

Block Handle	27
--------------	----

Block Key Handle	27
------------------	----

Bolt

Brass Barrel Bolt	231
Cabinet Bolt with Receiver	231
Chrome Barrel Bolt	231
Confirmat Bolt	204
Necked Bolt	232
Rebate Flush Bolt	231

Bolts	231
-------	-----

Bookcase Strip	226
----------------	-----

Bookcase Stud	226
---------------	-----

Bordeaux Latch Handle	52
-----------------------	----

Boring Drill Bit	242
------------------	-----

Bostitch Nail Gun Set	254
-----------------------	-----

Bottom Fix Drawer Runner	76
--------------------------	----

Bow Key	228
---------	-----

Bracket

Camar Style Wall Hanging Bracket	222
Cantilever Bracket	221
Handrail Bracket	223
MVI Shelving U Bracket	226
No. 225 Angle Bracket	221
No. 420 Angle Bracket	221
Pull In Shelf Bracket	225
Shrinking Bracket	222
Spacemaker Bracket	223
Two Way Shrinking Bracket	222
Wall Hanging Bracket	222
Wall Hanging Bracket Set	223
Wall Unit Bracket	223
Brass Barrel Bolt	231
Breakfast Bar-Counter Upstand	214



Components for the Kitchen & Furniture Trade

Brown Wall Plug	205
Brunner Wood Filler	189
Brushed Nickel Arch Pull Handle	30
Brushed Nickel T Bar Handle	29
Brushed Nickel Worktop Pop Up Socket	139
Brushed Nickel Worktop Pop Up Socket with Bluetooth	138
Built In Oven Support Pack	217

C	
Cabinet Bolt with Receiver	231
Cabinet Hinges	68
Cabinet Lighting	162
Cable Ties	233
Calaveras Bar Stool	141
Cam	205
Camar Style Wall Hanging Bracket	222
Canopy Hood	148
Cantilever Bracket	221

Cap	
Blanking Cap	207
Hinged Cap	207
MVI 12mm Adhesive Cap	206
MVI 12mm Adhesive Cap	207
MVI 17mm Adhesive Cap	207
Pocket Hole Screw Cap	207
Caps	206
Castor Cup	233
Castors	232

Catch	
Bales Catch	230
Bathroom Mortice Latch for Turn & Release Catch	57
Bathroom Turn & Release Catch	57
Child Safety Catch	229
Double Ball Catch	230
DTC Push To Open Magnetic Catch	229
Large Magnetic Catch	229
Magnetic Catch	229
Magnetic Catch for Framed Doors	229
Roller Catch	230
Round Magnetic Screw Catch with Striking Plate	229
Suitcase Catch	231
Table Catch	230
Catches	229
Caulking Gun	187
Ceiling Lighting	166
Ceramic Knob with Ring	35
Ceramic Lustre Knob	36
Chambery Latch Handle	51
Child Safety Catch	229
Chrome Barrel Bolt	231
Chrome High Line Basket	132
Chrome Nice Handle	31
Chrome Profile Handle	28
Chrome Soft Close Basket	132
Chrome Twist Handle	29
Chunky D Handle	13
Circular Chrome Bin	153
Circular Disc Symbol	58
Circular Flush Pull Inset Handle	26

Clamp	
Irwin Quick Grip Clamp	245
Pelican Shelf Clamp	221
Worktop Clamp	221
Clamp On Drawer Runner	76
Clarity Glass Handle Collection	25
Claw Castor	233
Clear Crystal Mortice Knob	55

Clip	
DTC Dragon Pro Internal Front Clip	82
DTC Internal Drawer Front Clip	83
Jubilee Clip	152
Plinth Clip	216

Clip On Hinge	
Danco Clip On Hinge 110°	66
Danco Clip On Hinge 180°	66
Danco Clip On Pie Cut Corner Hinge	66
DTC Clip On Dowel Hinge 110°	64
DTC Clip On Hinge 110°	64
DTC Clip On Hinge 180°	64
DTC Clip On Reverse Sprung Hinge	64

DTC Soft Close Clip On Hinge 110°	62
DTC Soft Close Clip On Hinge 110° with Dowels	62
DTC Soft Close Clip On Hinge 180°	62
DTC Soft Close Clip On Hinge 45°	62
DTC Soft Close Full Inset Clip On Hinge 110°	62
DTC Soft Close Half Inset Clip On Hinge 110°	62
Matching DTC Clip On Hinge for Soft Close Option	63
Clothes Hanger	175
Como Glide	209
Como Handle	29
Concealed Hinges & Wing Plates	62
Conform Bolt	204
Connection Fitting for Integrated Appliance Door	144
Contemporary Handles	12
Cooker Hood Accessories	152
Cooker Hoods	148

Cookerhood	
600mm Stainless Steel & Glass Cookerhood	150
900mm Stainless Steel & Glass Cookerhood	150
Black Cookerhood	150
Designer Glass Cookerhood with LED Lights & Remote	149
Integrated Cookerhood	148
Modern Square Style Cookerhood with LED Lights	151
Square Island Cookerhood	150
Stainless Steel Cookerhood	150
Telescopic Cookerhood	148

COOKERHOODS, BINS & STAYS	145
--------------------------------------	-----

Corner Protector	208
Counter Flap Hinge	71
Cross Dowel	208
Crystal Knob with Chrome Base	15
Crystal Mortice Knob	55
Crystal Square Knob	15
Cupboard Lock	228
Curved Bow Handle	13
Curved Robe Rail	177
Curved Wine Rack Shelf	130

D	
D Pull Handle	53
Danco Brown Mini Plate Dowel In	68
Danco Clip On Hinge 110°	66
Danco Clip On Hinge 180°	66
Danco Clip On Pie Cut Corner Hinge	66
Danco Clip On Plate	66
Danco Clip On Plate with Cam Adjustment	67
Danco Clip On Plate with Cam Adjustment & Euro Screw	67
Danco Clip On Plate with Euro Screw	67
Danco Mini Hinge Wing Plate with Screw	68
Danco Mini Plate	67
Danco Screw On Mini Hinge	67
Danco Slide On Hinge 110°	65
Danco Slide On Hinge 180°	65
Danco Slide On Inset Hinge 110°	65
Danco Slide On Plate	66
Danco Slide On Plate with Euro Screw	66
Designer Glass Cookerhood with LED Lights & Remote	149

Door	
Aluminium Style Glass Door	85
Door Stops	223
Double Ball Catch	230
Double Hat & Coat Hook	176
Double Spigot Trap	124
Double Swing Spring Hinge	71
Double Switch Socket with 2 USB Outlets	140

Dowel	
Cross Dowel	208
Dowel Rod	208
MVI Dowel Pin	206
Timber Dowel	208
Wood Metal Dowel Screw	208
Dowel Rod	208

Drawer	
DTC Dragon Pro 127mm Soft Close Drawer	80
DTC Dragon Pro 178mm Soft Close Drawer	81
DTC Dragon Pro 95mm Soft Close Drawer	79
DTC Soft Close Pot Drawer	78
DTC Standard Soft Close Drawer	78



Drawer & Cabinet Accessories	83
Drawer Boxes	78
Drawer Components	82
Drawer Lock Alike	228
Drawer Lock Differ	228

Drawer Runner

350mm Soft Close Bottom Fix Drawer Runner	76
Bottom Fix Drawer Runner	76
Clamp On Drawer Runner	76

Drawer Slide

DTC Telescopic Drawer Slide	77
DTC Undermount Drawer Slide	77
Soft Close Telescopic Drawer Slide	77
Telescopic Drawer Slide	76
Drawer Slides	76
Drawer Wrap	82

DRAWERS & DRAWER SLIDES

Driva Plasterboard Anchor	203
Dropson EMI2500 Unit + Filter	121
Dropson EMI4000 Unit + Filter	121
DTC Clip On Dowel Hinge 110°	64
DTC Clip On Hinge 110°	64
DTC Clip On Hinge 180°	64
DTC Clip On Plate with 18mm Board Cam Adjustment	65
DTC Clip On Plate with Dowels	65
DTC Clip On Plate with Euro Screw 18mm Board	64
DTC Clip On Reverse Sprung Hinge	64
DTC Dragon Pro 127mm Soft Close Drawer	80
DTC Dragon Pro 178mm Soft Close Drawer	81
DTC Dragon Pro 95mm Soft Close Drawer	79
DTC Dragon Pro Internal Front Clip	82
DTC Dragon Pro Internal Front Panel & Rail	83
DTC Internal Drawer Front Clip	83
DTC Internal Drawer Front Panel & Rail	83
DTC Internal Drawer Kit	78
DTC Mini Hinge and Plate	67
DTC Push To Open Magnetic Catch	229
DTC Soft Close Clip On Hinge 110°	62
DTC Soft Close Clip On Hinge 110° with Dowels	62
DTC Soft Close Clip On Hinge 180°	62
DTC Soft Close Clip On Hinge 45°	62
DTC Soft Close Clip On Plate for Frame Kitchens	64
DTC Soft Close Clip On Plate with 0mm Euro Screw	63
DTC Soft Close Clip On Plate with 0mm Height Adjustment	63
DTC Soft Close Clip On Plate with 0mm Height Adjustment & Euro Screw	63
DTC Soft Close Full Inset Clip On Hinge 110°	62
DTC Soft Close Half Inset Clip On Hinge 110°	62
DTC Soft Close Pot Drawer	78
DTC Standard Soft Close Drawer	78
DTC Telescopic Drawer Slide	77
DTC Undermount Drawer Slide	77
Duracell 3.8W LED Candle Lamp	167
Duracell 3.8W LED Golf Lamp	167
Duracell 3.8W LED GU10 Lamp	167
Duracell 4W LED Golf Lamp	168
Duracell 6.8W LED Candle Lamp	168
Duracell 6.8W LED GLS Lamp	168
Duracell 9.5W LED GLS Lamp	168
Duracell LED Lamps	167
Duopal Postform End	218
Duopal Postform Joiner	219
Duopal Postform Tee/ Tail	219
Dust Respirator	254

E

Easy On Hinge	68
---------------	----

Edging

22mm x 0.4mm Paintable Edging	193
50mm x 0.4mm Paintable Edging	193
Preglued 22mm Melamine Edging	191
Preglued 22mm Veneer Edging	191
Preglued High Gloss 22mm Melamine Edging	191
Unglued 22mm x 0.4mm PVC Edging	192
Unglued 22mm x 0.5mm White Oak Veneer Edging	193
Unglued 22mm x 0.8mm PVC Edging	192
Unglued 22mm x 2mm PVC Edging	192
Unglued 22mm x 2mm White Oak Veneer Edging	193
Unglued High Gloss 22mm x 1mm PVC Edging	192

Edging	191
Edging Display Stand	193
Electrical Fittings & Accessories	138
Electro Brass Butt Hinge	69
Electro Brass Flush Hinge	70
English to Irish Brass Compressor Fitting for Taps	123
Euro Screw	204
Everbuild Contact Spray Adhesive	184
Everbuild D2 Joinery Wood Adhesive	188
Everbuild D3 Wood Adhesive	188
Everbuild Decorators Caulk	188
Everbuild Expandable Foam	188
Everbuild Forever White	187
Everbuild Gun A Nail Extra	185
Everbuild Mirror Mate Adhesive	184
Everbuild Pink Grip	185
Everbuild Silicone	187
Everbuild Smart Tack Handy Spray	185
Everbuild Stick All Contact Adhesive	184
Everbuild Stixall	185
Everbuild Wonder Wipes	191
Express Bridge Handle	24
Express Provence D Handle	45
Express Provence T Handle	45
Extension Lead with 2 USB Outlets	140

F

Finesse Strap Handle	25
----------------------	----

Fitting

310 Straight Brass Compression Fitting	122
315 90° Brass Compression Fitting	122
318 T Brass Compression Fitting	123
Connection Fitting for Integrated Appliance Door	144
English to Irish Brass Compression Fitting for Taps	123
Lift Up Fitting for Microwave Door	156
Maxi Luna Bed Fittings	206
Rigid Joint Knockdown Fitting	206
Flap Hinges	71
Flat Bar Handle	29
Flat Top Knob	12
Flexible Door Stop	223
Floral Ceramic Knob	36
Floral Ceramic Knob with Gold Base	36
Florence Glass Cabinet Knob	17

G

Gas Spring Loaded Stay	156
------------------------	-----

GENERAL HARDWARE

Geneva D Handle	47
Genoa Handle	30
Georgia Handle	45
Giulio 10/683 Knob & Plate	42
Giulio 10/683 Knob & Plate	42
Giulio 10/721 25mm Knob	48
Giulio 10/721 40mm Knob	48
Giulio 10/722 Knob	18
Giulio 10/812 Old Style Knob	41
Giulio 10/817 Square Knob	22
Giulio 10/817 Square Knob	23
Giulio 25/31 Backplate	48
Giulio 8/1010 Handle	18
Giulio 8/1012 Handle	32
Giulio 8/1018 Handle	32
Giulio 8/1027 Handle	18
Giulio 8/1066 Handle	17
Giulio 8/1068 160mm Handle	13
Giulio 8/1073 Black & Chrome Handle	31
Giulio 8/1073 Chrome Handle	32
Giulio 8/1075 Handle	18
Giulio 8/1085 Handle	24
Giulio 8/1110 Crystal Handle	16
Giulio 8/1110 Slimline Crystal Handle	16
Giulio 8/1125 Modern Style Crystal Handle	16
Giulio 8/951 Handle	48
Giulio 8/953 Handle	49
Giulio 8/972 Handle	23
Giulio 8/986 Inset Handle	25
Giulio 9/1277 Handle	47



Components for the Kitchen & Furniture Trade

Giulio 9/1320 Handle	49
Giulio 9/1323 Latch Handle	49
Giulio 9/1324 Pull Handle	49
Giulio 9/1333 Old Style Handle	40
Giulio Dubai Style Handle	24
Giulio Dubai Style Knob	24
Glass Grip	180
Glass Knob with Chrome Base	17
Glass Plate	179
Glass Side Panel for DTC Drawer	83
Glide Plastic Nail	209
GU Fitting Lamp Holder	167
Guilio 8/1068 64mm Handle	14
Gutter Section	220

H	
Halogen Lamp for Downlight Kit	167
Halogen Triangular Light	164
Hammer Fixing	205
Hammer-in Fixings	205
Hand Swipe Motion Detector Switch	166
Hand Tools	244
Handed Type Mirror Movement	180

Handle

Aluminium Arch Pull Handle	30
Ancona Handle	25
Bar Handle	27
Bathroom Mortice Lock for Bathroom Handles	57
Battered Iron Handle	47
Bayonne Lever Handle	50
Black T Bar Handle	30
Block Handle	27
Block Key Handle	27
Bordeaux Latch Handle	52
Brushed Nickel Arch Pull Handle	30
Brushed Nickel T Bar Handle	29
Chambery Latch Handle	51
Chrome Nice Handle	31
Chrome Profile Handle	28
Chrome Twist Handle	29
Chunky D Handle	13
Circular Flush Pull Inset Handle	26
Como Handle	29
Curved Bow Handle	13
D Pull Handle	53
Express Bridge Handle	24
Express Provence D Handle	45
Express Provence T Handle	45
Finesse Strap Handle	25
Flat Bar Handle	29
Geneva D Handle	47
Genoa Handle	30
Georgia Handle	45
Giulio 8/1010 Handle	18
Giulio 8/1012 Handle	32
Giulio 8/1018 Handle	32
Giulio 8/1027 Handle	18
Giulio 8/1066 Handle	17
Giulio 8/1068 160mm Handle	13
Giulio 8/1073 Black & Chrome Handle	31
Giulio 8/1073 Chrome Handle	32
Giulio 8/1075 Handle	18
Giulio 8/1085 Handle	24
Giulio 8/1110 Crystal Handle	16
Giulio 8/1110 Slimline Crystal Handle	16
Giulio 8/1125 Modern Style Crystal Handle	16
Giulio 8/951 Handle	48
Giulio 8/953 Handle	49
Giulio 8/972 Handle	23
Giulio 8/986 Inset Handle	25
Giulio 9/1277 Handle	47
Giulio 9/1320 Handle	49
Giulio 9/1323 Latch Handle	49
Giulio 9/1324 Pull Handle	49
Giulio 9/1333 Old Style Handle	40
Giulio Dubai Style Handle	24
Guilio 8/1068 64mm Handle	14
Livorno Curved Latch Handle	50
Lyon Handle	15
Matching Handle for Integrated Appliances	19

Modena Lever Handle	50
Monaco Latch Handle	51
Mortice Latch for Interior Handles	57
Mortice Lock for Interior Handles	56
Nantes Latch Handle	51
Nickel White Ceramic T Handle	38
Oak Dovetail Bar Handle	33
Octagonal Bar Handle	14
Oval Flush Pull Inset Handle	26
Paddle Handle	22
Padua Latch Handle	53
Profile for Handleless Doors	28
Queen Anne Style D Handle	40
Queen Anne Style T Handle	40
Rear Fixing Base Unit Handle	19
Rear Fixing Cupboard Unit Handle	19
Reeded D Handle	46
Reggio Latch Handle	52
Roma Handle	23
Rose for Interior Door Pull Handle	55
Satin Nickel Nice Handle	31
Scoop Handle	22
Shaker D Handle	47
Siena Latch Handle	52
Stainless Steel D Handle	12
Steel Profile Handle	28
Tampa D Handle	45
Tapered Bow Handle	23
Tapered Chunky D Handle	22
Traditional Brushed Nickel Cup Handle	44
Traditional Chrome Cup Handle	44
Traditional Old Style Cup Handle	38
Traditional Shaker Cup Handle Nickel	42
Traditional Shaker Cup Handle Polished Chrome	42
Trento Handle	18
Valetta Handle	25
Versailles Bathroom Lever Handle	53
Vintage Handle	41
Walnut Dovetail Bar Handle	33
Wide Ended Bow Handle	26
Wooden Latitude Handle	32

Handle Collection

Clarity Glass Handle Collection	25
Modern Bronze Handle Collection	20
Modern Brushed Nickel Handle Collection	20
Modern Chrome Handle Collection	21
Modern Pewter Handle Collection	20
Pewter White Ceramic Handle Collection	37
Winchester Bronze Cream Ceramic Handle Collection	38
Winchester Pewter Cream Ceramic Handle Collection	37
Winchester Pewter White Ceramic Handle Collection	37

HANDLES	9
----------------	---

Handrail Bracket	223
Hinge Arm LED Light	165
Hinged Cap	207

Hinge

Amerock Full Wrap Hinge	68
Amerock Half Wrap Hinge	68
Architectural Washered Butt Hinge	70
Counter Flap Hinge	71
Danco Clip On Hinge 110°	66
Danco Clip On Hinge 180°	66
Danco Clip On Pie Cut Corner Hinge	66
Danco Mini Hinge Wing Plate with Screw	68
Danco Screw On Mini Hinge	67
Danco Slide On Hinge 110°	65
Danco Slide On Hinge 180°	65
Danco Slide On Inset Hinge 110°	65
Double Swing Spring Hinge	71
DTC Clip On Dowel Hinge 110°	64
DTC Clip On Hinge 110°	64
DTC Clip On Hinge 180°	64
DTC Clip On Reverse Sprung Hinge	64
DTC Mini Hinge and Plate	67
DTC Soft Close Clip On Hinge 110°	62
DTC Soft Close Clip On Hinge 110° with Dowels	62
DTC Soft Close Clip On Hinge 180°	62
DTC Soft Close Clip On Hinge 45°	62



DTC Soft Close Full Inset Clip On Hinge 110°	62
DTC Soft Close Half Inset Clip On Hinge 110°	62
Easy On Hinge	68
Electro Brass Butt Hinge	69
Electro Brass Flush Hinge	70
Kitchen Corner Bar Hinge	71
Matching DTC Clip On Hinge for Soft Close Option	63
MC1 Hinge	69
Nickel Flush Hinge	70
Pewter Solid Brass Butt Hinge	69
Piano Hinge	70
Polished Brass Solid Brass Butt Hinge	70
Polished Chrome Solid Brass Butt Hinge	69
Reflex Hinge	71
Satin Chrome Solid Brass Butt Hinge	69
Single Cranked Hinge	70
Soft Close One Piece Hinge & Plate	63
Soft Close Toilet Seat Hinge Set	57
Top Flap Hinge	156
HINGES	59
Hit & Miss Vent	152
Honey Lacquered Pine Knob	34
Hook	
Aluminum Hat & Coat Hook	177
Double Hat & Coat Hook	176
Modern Style Double Hat & Coat Hook	176
Modern Style Triple Hat & Coat Hook	176
Single Coat Hook	176
Horizontal Drawer Connecting Plate	144
I	
Integrated Cookerhood	148
Interior Door Handles	50
Interior Door Hinges	71
Iron & Ironing Board Holder	84
Irwin Quick Grip Clamp	245
Isolation Valve	123
J	
Jubilee Clip	152
K	
KDS	205
KDS, DOWELS, SCREWS & CAPS	196
Kidney Corner Solution	130
KITCHEN ACCESSORIES	135
Kitchen Bins	153
Kitchen Corner Bar Hinge	71
Kitchen Door Fittings	144
Kitchen Sinks	90
Kitchen Taps	108
Knob	
Battered Iron Knob	47
Beehive Knob	39
Ceramic Knob with Ring	35
Ceramic Lustre Knob	36
Clear Crystal Mortice Knob	55
Crystal Knob with Chrome Base	15
Crystal Mortice Knob	55
Crystal Square Knob	15
Flat Top Knob	12
Floral Ceramic Knob	36
Floral Ceramic Knob with Gold Base	36
Florence Glass Cabinet Knob	17
Giulio 10/683 Knob & Plate	42
Giulio 10/683 Knob & Plate	42
Giulio 10/721 25mm Knob	48
Giulio 10/721 40mm Knob	48
Giulio 10/722 Knob	18
Giulio 10/812 Old Style Knob	41
Giulio 10/817 Square Knob	22
Giulio 10/817 Square Knob	23
Giulio Dubai Style Knob	24
Glass Knob with Chrome Base	17

Honey Lacquered Pine Knob	34
Lacquered Oak Knob	33
Lacquered Pine Knob	35
Mortice Latch for Interior Knobs	57
Mortice Lock for Interior Knobs	56
MVI Polished Chrome Knob	43
No. 123 Lacquered Oak Knob	35
No. 756 Knob	21
No. 786 Knob	21
Octagonal Bar Knob	14
Oval Knob	26
Plain Ceramic Knob	36
Polished Brass Knob	43
Polished Chrome Knob	43
Queen Anne Beehive Knob	39
Queen Anne Mortice Knob	54
Reeded Knob	46
Satin Chrome Knob	44
Satin Nickel Button Knob	12
Tampa Knob	46
Traditional Old Style Oval Knob	39
Unpolished Oak Knob	34
Unpolished Pine Knob	34
Vintage T Knob	41
Winchester Mortice Cream Knob	54
Winchester Mortice White Knob	54
Kreg Bit	241
Kreg Screw	202
Krino Jobber Drill Bit	241
L	
Lacquered Oak Knob	33
Lacquered Pine Knob	35
Larder Unit	
MVI Mini Soft Close Larder Unit	134
MVI Soft Close Larder Unit	134
MVI Swivel Larder Unit	134
Large Canopy Hood	148
Large Magnetic Catch	229
LED Aurora Pendant Light	161
LED Flexible Tape Kit	163
LED Flora Pendant Light	160
LED Mains Round Downlight	164
LED Mains Triangle Light	162
LED Puck Light	164
LED Strip Light	162
LED 3 Light Round Downlight Kit	164
LED 2 Light Round Downlight Kit	162
LED 2 Light Tri Downlight Kit	162
LED Venus Pendant Light	161
Leg	
100mm Adjustable Intex Leg Set	215
1100mm Table Leg	214
150mm Adjustable Heavy Duty Intex Leg Set	216
150mm Adjustable Intex Leg Set	215
710mm Table Leg	214
870mm Table Leg	214
Adjustable Folding Type Intex Leg Set	215
Adjustable Metal Leg	215
Lift Up Fitting for Microwave Door	156
Light	
4 Round LED Plinth Light Kit	165
50W GU Downlight	166
Halogen Triangular Light	164
Hinge Arm LED Light	165
LED Aurora Pendant Light	161
LED Flora Pendant Light	160
LED Mains Round Downlight	164
LED Mains Triangle Light	162
LED Puck Light	164
LED Strip Light	162
LED 3 Light Round Downlight Kit	164
LED 2 Light Round Downlight Kit	162
LED 2 Light Tri Downlight Kit	162
LED Venus Pendant Light	161
LSTR Strip Light	163
Rechargeable Rail Light	176
Square LED Plinth Light Kit	166
Swan Neck Over Counter Light	165



Components for the Kitchen & Furniture Trade

LIGHTING157

Linkit Table Top Connector	225
Livorno Curved Latch Handle	50
Locking Heavy Duty Castor	232
Lock	
Bathroom Mortice Lock for Bathroom Handles	57
Cupboard Lock	228
Drawer Lock Alike	228
Drawer Lock Differ	228
Mortice Lock for Interior Handles	56
Mortice Lock for Interior Knobs	56
Siso 3 Drawer Pedestal Lock Kit	227
Siso Cam Lock	227
Siso Coin Lock	227
Siso Flap Lock	228
Siso Push Lock	227
Locks	227
LSTR Strip Light	163
Lyon Handle	15

M

M6 Nylon Bushing	209
Magnetic Autolatch	230
Magnetic Bit Holder	240
Magnetic Catch	229
Magnetic Catch for Framed Doors	229
Makita 10.8V HR166DZ SDS Drill Body Only	238
Makita 10.8V Twin Pack Drill Driver	238
Makita HR2630X7 SDS Rotary Hammer Drill	238
Makita H57601J Circular Saw	238
Makita Jigsaw Blade	243
Makita RT0700CX2 Router/Trimmer	239
Makita SP6000J1 Plunge Cut Saw	239
Matching DTC Clip On Hinge for Soft Close Option	63
Matching Handle for Integrated Appliances	19
Maxi Luna Bed Fittings	206
MC1 Hinge	69
Metal Cable Tidy	233
Metal Drawer Box	82
Metal Frame Set for Desk	216
Metallic Cutlery Insert	84
Metric Screw	203
Mirror Fittings	179
Mirror Hinges	71
Mirror Movement	180
Mirror Movement Receiver	180
Mirror Screw	179
Miscellaneous Tools	251
Mitre Adhesive & Activator	184
Modena Lever Handle	50
Modern Bronze Handle Collection	20
Modern Brushed Nickel Handle Collection	20
Modern Chrome Handle Collection	21
Modern Pewter Handle Collection	20
Modern Square Style Cookerhood with LED Lights	151
Modern Style Double Hat & Coat Hook	176
Modern Style Triple Hat & Coat Hook	176
Modesty Block	206
Monaco Latch Handle	51
Mortice Latch for Interior Handles	57
Mortice Latch for Interior Knobs	57
Mortice Lock for Interior Handles	56
Mortice Lock for Interior Knobs	56
Motion Detector Switch	166
Multi Spot Grill Vent with Fly Screen	152
MVI 1/2 Wire Carousel	130
MVI 12mm Adhesive Cap	206
MVI 12mm Adhesive Cap	207
MVI 150mm Soft Close Chrome Base Unit	133
MVI 17mm Adhesive Cap	207
MVI 3/4 Wire Carousel	130
MVI 300mm Mini Cargo Bin	153
MVI 300mm Soft Close Cargo Bin	154
MVI 300mm Soft Close Chrome Base Unit	133
MVI 400mm Mini Cargo Bin	153
MVI 400mm Soft Close Cargo Bin	154
MVI 450/500mm Soft Close Cargo Bin	154
MVI 600mm Soft Close Cargo Bin	154
MVI Alto Top Lever Tap	108

MVI Bridge Tap	110
MVI Capri Pull Out Tap	111
MVI Cherika Square Brushed Nickel Tap	114
MVI Cherika Square Chrome Tap	114
MVI Chicago Top Lever Tap	108
MVI Colorado Side Lever Tap	114
MVI Columbia Tap with Ceramic Handles	110
MVI Columbia Tap with Matching Handles	110
MVI Davenport Tap	111
MVI Deckmixer Tap	108
MVI Dowel Pin	206
MVI Hydra Tri Flow Filter Tap	118
MVI Idaho Swan Neck Tap	108
MVI Kansas Bronze Tap	116
MVI Kansas Brushed Steel Tap	116
MVI Kansas Chrome Tap	116
MVI Lift Up Flap Stay	156
MVI Malin Tri Flow Filter Tap	118
MVI Miami 1/4 Turn Tap	114
MVI Mini Soft Close Larder Unit	134
MVI Nevada Top Lever Tap	117
MVI New York 1/4 Turn Tap	109
MVI Ohio 1/4 Turn Tap	115
MVI Oxygen Hot Water Tap	118
MVI Polished Chrome Knob	43
MVI Rococo Brushed Chrome Tap	112
MVI Rococo Chrome Tap	112
MVI Santa Fe Tap	115
MVI Savita Tap	115
MVI Shelving U Bracket	226
MVI Shelving Upright	226
MVI Soft Close Larder Unit	134
MVI Soft Close Pantry Unit	134
MVI Swivel Larder Unit	134
MVI Triton Professional Spray Tap	112
MVI Tutti Brushed Chrome Tap	113
MVI Tutti Chrome Tap	113
MVI Ultimate Carousel	131
MVI Utah Modern Style Tap	110

N

Nantes Latch Handle	51
Necked Bolt	232
Newel Posts & Corbels	142
Nickel Flush Hinge	70
Nickel White Ceramic T Handle	38
No. 1002 Shelf Stud	224
No. 107 Shelf Stud	224
No. 111A Bookcase Stud & Socket	226
No. 225 Angle Bracket	221
No. 418 Flush Mount	179
No. 420 Angle Bracket	221
No. 123 Lacquered Oak KNo.b	35
No. 756 Knob	21
No. 786 Knob	21
Non Locking Heavy Duty Castor	232
Non Slip Mat for Soft Close Drawer	85
Norfolk Glide	209

O

Oak Barley Twist Type Wooden Post	143
Oak Carn Type Wooden Post	143
Oak Colonial Type Wooden Post	143
Oak Dovetail Bar Handle	33
Oak Fluted Type Wooden Post	142
Oak Gun Barrel Type Wooden Post	142
Oak Reeded Type Wooden Post	143
Octagonal Bar Handle	14
Octagonal Bar Knob	14
Optimaxx M3.5 Pozi Screw	200
Optimaxx M4 Pozi Screw	200
Optimaxx M4 Pozi Screw in Maxxtub	201
Optimaxx M4.5 Pozi Screw	200
Optimaxx M5 Pozi Screw	201
Optimaxx M5 Pozi Screw in Maxxtub	201
Optimaxx M6 Pozi Screw	201
Optimaxx Shark Blade	243
Optimaxx TX36 Jigsaw Blade	242
Optimaxx TX501 Jigsaw Blade	243
Optimaxx TX507 Jigsaw Blade	242



Optimaxx TX602 Metal Cutting Jigsaw Blade	243
Oval Door Stopper	58
Oval Flush Pull Inset Handle	26
Oval Knob	26
Oval Robe Rail	177
Oval Robe Rail Centre Support	177
Oval Robe Rail End Support	177
Oval Robe Rail End Support with 5mm Dowels	177

P	
Paddle Handle	22
Padua Latch Handle	53
Peg Base for Soft Close Drawer	84
Pelican Shelf Clamp	221
Pendant Lighting	160
Pewter Solid Brass Butt Hinge	69
Pewter White Ceramic Handle Collection	37
Piano Hinge	70
Pillar Door Stopper	58
Pipe Weld Adhesive	125
Plain Ceramic Knob	36
Plain Shaker Type Wooden Corbel	142
Plastic Cable Tidy	233
Plastic Corner Castor	233
Plastic Insert for Qual Plex	123

Plate

Danco Brown Mini Plate Dowel In	68
Danco Clip On Plate	66
Danco Clip On Plate with Cam Adjustment	67
Danco Clip On Plate with Cam Adjustment & Euro Screw	67
Danco Clip On Plate with Euro Screw	67
Danco Mini Hinge Wing Plate with Screw	68
Danco Mini Plate	67
Danco Slide On Plate	66
Danco Slide On Plate with Euro Screw	66
DTC Clip On Plate with 18mm Board Cam Adjustment	65
DTC Clip On Plate with Dowels	65
DTC Clip On Plate with Euro Screw 18mm Board	64
DTC Mini Hinge and Plate	67
DTC Soft Close Clip On Plate for Frame Kitchens	64
DTC Soft Close Clip On Plate with 0mm Euro Screw	63
DTC Soft Close Clip On Plate with 0mm Height Adjustment	63
DTC Soft Close Clip On Plate with 0mm Height Adjustment & Euro Screw	63
Giulio 10/683 Knob & Plate	42
Giulio 10/683 Knob & Plate	42
Giulio 25/31 Backplate	48
Glass Plate	179
Horizontal Drawer Connecting Plate	144
Soft Close One Piece Hinge & Plate	63
Stainless Steel Finger Plate	58
Striking Plate for Cylinder Lock	228
Table Brace Plate	222
Plinth & Kickboard Lighting	165
Plinth Clip	216
Pocket Hole Screw Cap	207
Polished Brass Knob	43
Polished Brass Solid Brass Butt Hinge	70
Polished Chrome Knob	43
Polished Chrome Solid Brass Butt Hinge	69
Postform End	218
Postform Joiner	218
Postform Tee with Tail	218
Power Tool Accessories	239
Power Tools	238
Powers Plasterboard Anchor	203
Preglued 22mm Melamine Edging	191
Preglued 22mm Veneer Edging	191
Preglued High Gloss 22mm Melamine Edging	191
Priory Concealed Door Closer	58
Profile for Handless Doors	28
PTFE Tape	125
Pull In Shelf Bracket	225
Pull Out Ironing Board	84
Pull Out Pivot Mirror for Wardrobe	174
PVC Door Wedge	224
Pyramis Alazia Black Composite Bowl & Half Sink	106
Pyramis Alazia Black Composite Single Bowl Sink	106
Pyramis Alazia Sandstone Composite Bowl & Half Sink	106
Pyramis Alazia Sandstone Composite Single Bowl Sink	106
Pyramis Alazia White Alazia Composite Bowl & Half Sink	104

Pyramis Alazia White Composite Single Bowl Sink	104
Pyramis Alea Bowl & 1/2 Sink	92
Pyramis Alea Single Bowl Sink	92
Pyramis Athena Bowl & 1/2 Sink	94
Pyramis Athena Double Bowl Sink	94
Pyramis Athena Single Bowl Sink	92
Pyramis Composite Black Top Lever Tap	116
Pyramis Composite Sandstone Top Lever Tap	116
Pyramis Composite White Top Lever Tap	116
Pyramis Contract Single Bowl Sink	90
Pyramis Derby Single Bowl Sink	90
Pyramis Dione Undermount Bowl & 1/2 Sink	98
Pyramis Double Bowl Double Drainer Sink	96
Pyramis Galaxy Bowl & 1/2 Sink	94
Pyramis Galaxy Single Bowl Sink	94
Pyramis Iris Large Undermount Sink	100
Pyramis Iris Medium Undermount Sink	100
Pyramis Iris Small Undermount Sink	98
Pyramis Lydia Medium Square Undermount Sink	100
Pyramis Lydia Small Square Undermount Sink	100
Pyramis Lydia Square Large Undermount Sink	102
Pyramis Plumbing Kit	122
Pyramis Round Bowl Round Drainer Sink	96
Pyramis Round Bowl Sink	98
Pyramis Round Bowl Sink with Tap Hole	98
Pyramis Royal Mini Sink	96
Pyramis Single Bowl Sink with 2 Tap Holes	96
Pyramis Spare Waste for Bowl & Half Sink	122
Pyramis Spare Waste for Contract Sink	122
Pyramis Spare Waste for Single Bowl Sink	122
Pyramis Sparta Single Bowl Sink	90
Pyramis Vera Bowl & 1/2 Sink	92
Pyramis Vera Single Bowl Sink	90

Q

Qual Plex	123
Quattro+ M3.5 Pozi Screw	202
Quattro+ M4 Pozi Screw	202
Quattro+ M5 Pozi Screw	202
Queen Anne Beehive Knob	39
Queen Anne Mortice Knob	54
Queen Anne Style D Handle	40
Queen Anne Style T Handle	40
Quooker Basic Brushed Chrome Tap	119
Quooker Basic Chrome Tap	119
Quooker Fusion Round Brushed Chrome Tap	120
Quooker Fusion Round Chrome Tap	120
Quooker Fusion Square Brushed Chrome Tap	120
Quooker Fusion Square Chrome Tap	120
Quooker Water Filter Switch	121

R

Rakoll Hot Melt Glue	187
Rear Fixing Base Unit Handle	19
Rear Fixing Cupboard Unit Handle	19
Rebate Flush Bolt	231
Rechargeable Rail Light	176
Reclining Clothes Lift	174
Rectangular Louver Vent	153
Red Wall Plug	205
Reducer for Ducting	152
Reeded D Handle	46
Reeded Knob	46
Reflex Hinge	71
Reggio Latch Handle	52
Remo Bluetooth Audio System	139
Retaining Shelf Stud	224
Rigid Joint Knockdown Fitting	206
Ring Shank Nail	205
Roller Catch	230

Robe Rail

19mm Round Robe Rail	178
19mm Round Robe Rail Centre Support	178
19mm Round Robe Rail End Socket	178
19mm Round Robe Rail End Support for Shelf Fixing	178
25mm Round Robe Rail	178
25mm Round Robe Rail Centre Support	179
25mm Round Robe Rail End Socket	179
Adjustable Oval Robe Rail Centre Support	178
Curved Robe Rail	177

Components for the Kitchen & Furniture Trade

Oval Robe Rail	177
Oval Robe Rail Centre Support	177
Oval Robe Rail End Support	177
Oval Robe Rail End Support with 5mm Dowels	177
Roma Handle	23
Rose for Interior Door Pull Handle	55
Round Circular Vent	152
Round Flexible Ducting	152
Round Magnetic Screw Catch with Striking Plate	229

S	
Salinas Bar Stool	141
Sanindusa Lusitano White Ceramic Bowl & 1/2 Sink	102
Sanindusa Lusitano White Ceramic Single Bowl Sink	102
Sanindusa White Ceramic Belfast Sink	102
Satin Chrome Knob	44
Satin Chrome Solid Brass Butt Hinge	69
Satin Nickel Button Knob	12
Satin Nickel Nice Handle	31
Scoop Handle	22
Screw Cup	204

Screws	
Euro Screw	204
Kreg Screw	202
Metric Screw	203
Mirror Screw	179
Optimaxx M3.5 Pozi Screw	200
Optimaxx M4 Pozi Screw	200
Optimaxx M4 Pozi Screw in Maxxtub	201
Optimaxx M4.5 Pozi Screw	200
Optimaxx M5 Pozi Screw	201
Optimaxx M5 Pozi Screw in Maxxtub	201
Optimaxx M6 Pozi Screw	201
Pocket Hole Screw Cap	207
Quattro+ M3.5 Pozi Screw	202
Quattro+ M4 Pozi Screw	202
Quattro+ M5 Pozi Screw	202
Spax M3.5 Pozi Screw	199
Spax M4 Pozi Screw	199
Trend Pocket Hole Screw	203
Wood Metal Dowel Screw	208

Screws	
Scroll Type Wooden Corbel	142
Senso Lift Bi-Fold Door Kit	156
Serrated Double Pin Shelf Stud	225
Serrated Pin Shelf Stud	225
Service Valve	123
Shaker D Handle	47
Shasta Bar Stool	141
Shelf Retainer	209
Shelf Stud with Glass Suction Cup	225
Shelf Studs	224
Shrinking Bracket	222
Shut Off Gate Valve	125
Shut Off Lever Valve	125
Siena Latch Handle	52
Sige 450/500mm Soft Close Cargo Bin	155
Sige 600mm Soft Close Cargo Bin	155
Silver Worktop Pop Up Socket	139
Single Coat Hook	176
Single Cranked Hinge	70
Single Spigot Trap	124
Single Tier Spice Rack	133

Sinks	
Pyramis Alazia Black Composite Bowl & Half Sink	106
Pyramis Alazia Black Composite Single Bowl Sink	106
Pyramis Alazia Sandstone Composite Bowl & Half Sink	106
Pyramis Alazia Sandstone Composite Single Bowl Sink	106
Pyramis Alazia White Alazia Composite Bowl & Half Sink	104
Pyramis Alazia White Composite Single Bowl Sink	104
Pyramis Alea Bowl & 1/2 Sink	92
Pyramis Alea Single Bowl Sink	92
Pyramis Athena Bowl & 1/2 Sink	94
Pyramis Athena Double Bowl Sink	94
Pyramis Athena Single Bowl Sink	92
Pyramis Contract Single Bowl Sink	90
Pyramis Derby Single Bowl Sink	90
Pyramis Dione Undermount Bowl & 1/2 Sink	98
Pyramis Double Bowl Double Drainer Sink	96
Pyramis Galaxy Bowl & 1/2 Sink	94

Pyramis Galaxy Single Bowl Sink	94
Pyramis Iris Large Undermount Sink	100
Pyramis Iris Medium Undermount Sink	100
Pyramis Iris Small Undermount Sink	98
Pyramis Lydia Medium Square Undermount Sink	100
Pyramis Lydia Small Square Undermount Sink	100
Pyramis Lydia Square Large Undermount Sink	102
Pyramis Round Bowl Round Drainer Sink	96
Pyramis Round Bowl Sink	98
Pyramis Round Bowl Sink with Tap Hole	98
Pyramis Royal Mini Sink	96
Pyramis Single Bowl Sink with 2 Tap Holes	96
Pyramis Spare Waste for Bowl & Half Sink	122
Pyramis Spare Waste for Contract Sink	122
Pyramis Spare Waste for Single Bowl Sink	122
Pyramis Sparta Single Bowl Sink	90
Pyramis Vera Bowl & 1/2 Sink	92
Pyramis Vera Single Bowl Sink	90
Sanindusa Lusitano White Ceramic Bowl & 1/2 Sink	102
Sanindusa Lusitano White Ceramic Single Bowl Sink	102
Sanindusa White Ceramic Belfast Sink	102
Sink & Plumbing Fittings	121

SINKS & TAPS	87
-------------------------	----

Siso 3 Drawer Pedestal Lock Kit	227
Siso Cam Lock	227
Siso Coin Lock	227
Siso Flap Lock	228
Siso Master Key for 3 Drawer Pedestal Lock	227
Siso Push Lock	227
Siso Rim Lock Under Master Key	227

Slide On Hinge	
Danco Slide On Hinge 110°	65
Danco Slide On Hinge 180°	65
Danco Slide On Inset Hinge 110°	65
Danco Slide On Plate	66
Danco Slide On Plate with Euro Screw	66

Sliderobes	172
Smart Tack Bulk Tank	186
Smart Tack Bulk Tank	186
Smart Tack Bulk Tank	186
Soft Close Blanket Box Lid Stay	156
Soft Close Damper & Saddle	231
Soft Close Mechanism for Metal Drawer Box	82
Soft Close One Piece Hinge & Plate	63
Soft Close Telescopic Drawer Slide	77
Soft Close Toilet Seat Hinge Set	57
Soft Close Universal Fitting Magic Corner Unit	131
Solano Bar Stool	141
Solid Base Soft Close Basket	132
Space Plug Pack with Drill Bit	204
Spacemaker Bracket	223
Spade Shelf Stud	224
Spare Tube for LSTR Strip Light	163
Spax M3.5 Pozi Screw	199
Spax M4 Pozi Screw	199
Square Island Cookerhood	150
Square LED Plinth Light Kit	166
Stabila 2 Piece Level Set	247
Stainless Steel Cookerhood	150
Stainless Steel D Handle	12
Stainless Steel Finger Plate	58
Stainless Steel Plinth	217
Stainless Steel Plinth Connector	217
Stainless Steel Worktop Counter Bin	153
Standard Escutcheon for Latch Handle	56
Stanley FatMax Utility Knife Blade	244
Stanley Measuring Tape	245
Stanley Twin Pack Handsaw, Knife and Tape	244
Starfix Direct Frame Fixing	203
Stays	156
Steel Profile Handle	28
Stools	140
Striking Plate for Cylinder Lock	228
Stuk Black Sanding Sponge	190
Stuk Black Wet & Dry Sandpaper Sheet	190
Stuk Gold Assorted Sandpaper Sheet Selection	190
Stuk Green Sandpaper Roll	189
Stuk Red Sanding Disc	190



INDEX

Stuk Red Sandpaper Roll	189
Stuk Yellow Sandpaper Sheet	189
Suitcase Catch	231
Swan Neck Over Counter Light	165

Switch

Architrave Switch Plus Box	165
Auto Door Switch	166
Double Switch Socket with 2 USB Outlets	140
Hand Swipe Motion Detector Switch	166
Motion Detector Switch	166
Quooker Water Filter Switch	121

T

Table Brace Plate	222
Table Catch	230
Table Legs, Table & Cabinet Fittings	214
Tala 10 Piece Insert Bit Set	240
Tala 12 Piece Router Set	239
Tala 177 Piece Drill Bit Set	241
Tala 24 Piece Router Set	239
Tala 250 Piece Drill Bit Set	241
Tala 300mm Combination Square	247
Tala 31 Piece Insert Bit Set	240
Tala 31 Piece Insert Bit Set	246
Tala 9 Piece Screwdriver Set	246
Tala Carpenters Pencil Set	247
Tala Claw Hammer	244
Tala Combination Pliers	245
Tala Countersink Bit	242
Tala Fine Cut Handsaw	244
Tala Hex Key Set	246
Tala Knee Pad	254
Tala Measuring Tape	245
Tala Plastic Toolbox	254
Tala Pozi Insert Bit	240
Tala Professional 4 Piece Chisel Set	247
Tala Retractable Slab Knife	246
Tala Soft Grip Wrench	245
Tala Trimming Knife Blade	246
Tala Utility Knife	245
Tala Wooden Handled Claw Hammer	244
Tampa D Handle	45
Tampa Knob	46

Tap

MVI Alto Top Lever Tap	108
MVI Bridge Tap	110
MVI Capri Pull Out Tap	111
MVI Cherika Square Brushed Nickel Tap	114
MVI Cherika Square Chrome Tap	114
MVI Chicago Top Lever Tap	108
MVI Colorado Side Lever Tap	114
MVI Columbia Tap with Ceramic Handles	110
MVI Columbia Tap with Matching Handles	110
MVI Davenport Tap	111
MVI Deckmixer Tap	108
MVI Hydra Tri Flow Filter Tap	118
MVI Idaho Swan Neck Tap	108
MVI Kansas Bronze Tap	116
MVI Kansas Brushed Steel Tap	116
MVI Kansas Chrome Tap	116
MVI Malin Tri Flow Filter Tap	118
MVI Miami 1/4 Turn Tap	114
MVI Nevada Top Lever Tap	117
MVI New York 1/4 Turn Tap	109
MVI Ohio 1/4 Turn Tap	115
MVI Oxygen Hot Water Tap	118
MVI Rococo Brushed Chrome Tap	112
MVI Rococo Chrome Tap	112
MVI Santa Fe Tap	115
MVI Savita Tap	115
MVI Triton Professional Spray Tap	112
MVI Tutti Brushed Chrome Tap	113
MVI Tutti Chrome Tap	113
MVI Utah Modern Style Tap	110
Pyramis Composite Black Top Lever Tap	116
Pyramis Composite Sandstone Top Lever Tap	116
Pyramis Composite White Top Lever Tap	116
Quooker Basic Brushed Chrome Tap	119
Quooker Basic Chrome Tap	119
Quooker Fusion Round Brushed Chrome Tap	120

Quooker Fusion Round Chrome Tap	120
Quooker Fusion Square Brushed Chrome Tap	120
Quooker Fusion Square Chrome Tap	120
Tapered Bow Handle	23
Tapered Chunky D Handle	22
Telescopic Cookerhood	148
Telescopic Drawer Slide	76
Telescopic Shoe Rack	175
Telescopic Two Arm Towel Rail	85
Tie & Belt Rack	175
Tillex Collar Plug	205
Tillex Plasterboard Fixing	204
Timber Dowel	208

TOOLS	235
-----------------	-----

Top Flap Hinge	156
Touch Latch	230
Traditional Brushed Nickel Cup Handle	44
Traditional Chrome Cup Handle	44
Traditional Handles	37
Traditional Old Style Cup Handle	38
Traditional Old Style Oval Knob	39
Traditional Shaker Cup Handle Nickel	42
Traditional Shaker Cup Handle Polished Chrome	42
Transformer for Triangular Light	165
Transparent Shelf Stud	225
Trend Airace Half Mask	253
Trend Angleflex Mitre Guide	250
Trend Auger Bit	247
Trend Biscuit	208
Trend Biscuit Jointer Set	250
Trend Craft Saw Blade	252
Trend Digital Angle Ruler	251
Trend Dovetail Cutter	248
Trend Fast Track Sharpener Kit	253
Trend Flat Bit	248
Trend Guide Bush	251
Trend Hinge Boring Bit	242
Trend Intumescent Cutter Set	249
Trend Loc Block Workpiece Support	251
Trend Pocket Hole Drill Bit	250
Trend Pocket Hole Jig	250
Trend Pocket Hole Plug Cutter	248
Trend Pocket Hole Screw	203
Trend Pro Grabit Screw Remover	252
Trend Round Over Ovolo Cutter	248
Trend Router Depth Gauge	251
Trend Router Technology	247
Trend Self Guided Chamfer Cutter	249
Trend Self Guided Trimmer	249
Trend Snappy 90° Screwdriver Attachment	252
Trend Snappy Offline Driver	252
Trend Template Profile	249
Trend Tool & Bit Cleaner	253
Trend Two Flute Cutter	248
Trend Worktop Jig	253
Trend Worktop Jig Cutter Pack	249
Trento Handle	18
Triple Tier Spice Rack	133
Trouser Spider	175
Twin Wheel Plate Castor	232
Twin Wheel Plate Castor with Brake	232
Two Ring Escutcheon for Latch Handle	56
Two Tone Escutcheon for Lever Handle	56
Two Way Shrinking Bracket	222

U

Unglued 22mm x 0 4mm PVC Edging	192
Unglued 22mm x 0 5mm White Oak Veneer Edging	193
Unglued 22mm x 0 8mm PVC Edging	192
Unglued 22mm x 2mm PVC Edging	192
Unglued 22mm x 2mm White Oak Veneer Edging	193
Unglued High Gloss 22mm x 1mm PVC Edging	192
Unpolished Oak Knob	34
Unpolished Pine Knob	34

V

Valetta Handle	25
--------------------------	----



Components for the Kitchen & Furniture Trade

Valve

Isolation Valve123
Service Valve123
Shut Off Gate Valve125
Shut Off Lever Valve125
Washing Machine Valve123

Vent

Hit & Miss Vent152
Multi Spot Grill Vent with Fly Screen152
Rectangular Louver Vent153
Round Circular Vent152
Versailles Bathroom Lever Handle	53
Vintage Handle	41
Vintage T Knob	41

W

Wall Brackets221
Wall Hanging Bracket222
Wall Hanging Bracket Set223
Wall Plugs204
Wall Unit Bracket223
Walnut Dovetail Bar Handle	33
Washing Machine Valve123
Waste Coupler125
Waste Pipe124
Waste T Section125
White Ceramic Large Undermount Sink	104
White Ceramic Small Undermount Sink	104
Wicker Basket132
Wide Ended Bow Handle	26
Winchester Bronze Cream Ceramic Handle Collection	38
Winchester Mortice Cream Knob	54
Winchester Mortice White Knob	54
Winchester Pewter Cream Ceramic Handle Collection	37
Winchester Pewter White Ceramic Handle Collection	37
Wing Nut203
Wirework130

WIREWORK & BASKETS127

Wood Metal Dowel Screw	208
Wooden & Ceramic Handles	32
Wooden Expandable Cutlery Tray	83
Wooden Film & Foil Holder	85
Wooden Lattitude Handle	32
Worktop Clamp221
Worktop Connector Block221
Worktop Fittings217
Worktop Protector Rod217

TRADE TERMS

All and any business entered into by MVI Hazel Ltd (hereinafter called "the Seller") with any party (hereinafter called "the Purchaser") is transacted to the conditions herewith set out.

PAYMENT Our credit terms are STRICTLY 30 DAYS NETT. We also accept payment by credit card

TITLE The ownership of goods supplied under a contract of sale shall remain with the Seller, until all and any sums due by the Purchaser to the Seller for all or any goods supplied, have been discharged. The Purchaser shall be entitled to sell on such goods to their customer but if they do so prior to the discharge of all sums due to the Seller, they will do so as the Seller's agent and will hold the proceeds in trust for the Seller. The Purchaser will keep the Seller's goods separately so that they are readily identifiable. The risk in the goods will pass to the Purchaser upon delivery / collection, notwithstanding the fact that title will remain vested in the Seller.

PRICES All goods are sold at prices ruling at date of despatch. If price lists are issued, they are issued purely as an indication of price.

CLAIMS Claims for shortages or damaged goods must be notified to MVI Hazel Ltd in writing within seven days of receipt. Otherwise, claims will not be entertained.

CARRIAGE Carriage to be paid by the Purchaser on all orders.

RETURNS Goods supplied as ordered cannot be returned except by prior agreement and will be subject to a 20% restocking charge. Specials are not returnable under any circumstances



MVI Hazel Ltd
1 Mygan Business Park
Jamestown Road, Finglas
Dublin 11, Ireland

P:  +353 (0)1 864 3480
P:  +44 (0)1772 218 080
F: +353 (0)1 864 3508
sales@mvihazel.com
www.mvihazel.com