

section 8 **BEDROOM ACCESSORIES**








Components for the **Kitchen & Furniture** Trade

8 **BEDROOM ACCESSORIES**

SLIDEROBES.....	144
BEDROOM & WARDROBE FITTINGS.....	146
MIRROR FITTINGS.....	152

SLIDEROBES




express sliderobes from MVI HAZEL

Express Sliderobes from MVI Hazel are high quality aluminium sliding doors and tracks. Each robe door is fashioned with the most up to date woodgrain, patterned panels or glass which are designed to meet traditional or contemporary styles.

The flexibility and variety of Express systems allow you to design interiors according to your customer's very own specific needs and tastes. With different profiles and designs to choose from there are literally thousands of options.




The Prestige profile has a slick polished finish which is scratch resistant. The Lux profile is anodised and is available with different woodgrain handle finishes. Either one will leave your room looking stylish.





Express Sliderobes are suitable for many functions including bedrooms, dining - sitting room, office and kitchens. They can also be used commercially. The woodgrain panels are from the Egger board range and the glass is sourced in Europe ensuring the best of quality.



We also have a wide variety of accessories to maximise storage options including:

- Chrome Baskets
- Pull Down and Fixed Wardrobe Rails
- Pull Out Mirror
- Shoe Racks
- Trouser, Shirt or Blouse Pull Outs
- Tie and Belt Holders
- Laundry Basket

These products are all listed in the coming pages.



BEDROOM & WARDROBE FITTINGS

RECLINING CLOTHES LIFT

- Pull down adjustable wardrobe rail
- Creates extra storage space in high wardrobes
- Allows easy access to high hanging clothes
- With soft close return
- Available in 3 sizes: 450 - 600mm, 580 - 800mm, 780 - 1080mm

Code	Description	Box Qty
2502011	Reclining clothes lift chrome for 450 - 600mm unit	6
2502012	Reclining clothes lift chrome for 580 - 800mm unit	6
2502015	Reclining clothes lift chrome for 780 - 1080mm unit	6



PULL OUT PIVOT MIRROR

- Easy installation in just four simple steps
- Slim line design
- Smooth running 45mm ball bearing runners
- Integrated full length pull out handle
- Universal fitting

Code	Description	Box Qty
2502030	Pull out pivot mirror for wardrobe	1



CLOTHES HANGER

- Easy installation
- For storing of clothing in wardrobes

Code	Description	Box Qty
2502060	Clothes hanger	1



TROUSER SPIDER

- Easy installation
- For hanging trousers in wardrobes

Code	Description	Box Qty
2502062	Trouser spider	1





TROUSER HANGER

- Easy installation
- For hanging trousers in wardrobes


Code	Description	Box Qty
2502064	Trouser hanger	1



TIE & BELT RACK

- Easy installation
- For storing ties and belts in wardrobes

Code	Description	Box Qty
2502068	Tie and belt rack	1



TIE RAIL

- 3 piece fitting
- Size: 300mm
- Can be fitted to back of wardrobe door for holding ties
- Finish: nickel

Code	Description	Box Qty
2501000	Tie rail nickel 300mm	1



SOFT CLOSE 5 TIER SHOE RACK

- A five tier shoe rack with soft close function
- Fitted with undermount slides for smooth running
- Very easy to fit

Code	Description	Box Qty
2502100	Soft close 5 tier shoe rack LH	1
2502105	Soft close 5 tier shoe rack RH	1



ALUMINIUM HAT & COAT HOOK

- Face fixing with screws
- Material: aluminium
- Dimensions: 120 x 19 x 50 mm

Code	Description	Box Qty
4001020	Aluminum hat & coat hooks	50



HAT & COAT HOOK

- Screw fixing
- Dimensions: 150mm
- Finish: chrome or brass

Code	Description	Box Qty
4001032	Chrome hat & coat hooks	50
4001033	Brass hat & coat hooks	50



SINGLE COAT HOOK

- Screw fixing
- Dimensions: 50mm
- Finish: chrome or brass

Code	Description	Box Qty
4002050	Chrome single coat hook	50
4002051	Brass single coat hook	50



OVAL ROBE RAIL

- Material: 0.7mm steel
- Dimensions: 3 metre x 30 x 15mm
- Finish: chrome plated

Code	Description	Box Qty
4820006	Oval robe rail	10



CURVED ROBE RAIL

- For running rail at a 90deg angle
- Material: 0.7mm steel
- Dimensions: 825 x 825mm
- Finish: chrome plated

Code	Description	Box Qty
4801500	Curved robe rail	1





OVAL RAIL END SUPPORT

- Three hole fixing for extra strength
- Top and bottom hole 32mm apart
- Dimensions: 50 x 20 x 15mm
- Finish: chrome plated

Code	Description	Box Qty
4801050	Oval rail end support	100



OVAL RAIL END SUPPORT WITH 5mm DOWELS

- Three hole fixing for extra strength
- With dowels for quick installation
- Top and bottom dowel 32mm apart
- Dimensions: 50 x 20 x 15mm
- Finish: chrome plated

Code	Description	Box Qty
4801058	Oval rail end support with 5mm dowels	100



OVAL RAIL CENTRE SUPPORT

- Used where an extra long span is encountered
- Material: zinc diecast
- Dimensions: 75 x 15mm
- Finish: chrome plated

Code	Description	Box Qty
4801250	Oval rail centre support	50



FLUSH MOUNT BRACKET

- Material: steel
- Finish: zinc plated
- Flush mounting assembly or hanging fitting
- Dimensions: each plate 44 x 38mm
- Male and female parts slot together for a hidden fitting

Code	Description	Box Qty
3116001	Flush mount bracket	100



19mm ROUND ROBE RAIL

- Material: 0.7mm steel
- Dimensions: 2 metre x 19mm
- Finish: chrome plated

Code	Description	Box Qty
4831010	19mm round robe rail	10



19mm ROUND RAIL CENTRE SUPPORT

- Finish: chrome plated
- Material: steel
- Used for extra support where there is a long span
- Fixes to the top shelf
- Size: 19mm

Code	Description	Box Qty
4801224	Round rail centre support 19mm	25



19mm ROUND RAIL END SUPPORT FOR SHELF FIXING

- Finish: chrome plated
- Material: steel
- Used for holding 19mm rail in place
- Fixes to the top shelf
- Can also be used to hang rail in a unit front to back rather than side to side
- Size: 19mm

Code	Description	Box Qty
4801164	Round rail end support for shelf fixing 19mm	25



19mm ROUND RAIL END SOCKET FOR GABLE FIXING

- Finish: chrome plated
- Material: steel
- Used for holding 19mm rail in place
- Fixes to the end panels or gables
- Size: 19mm

Code	Description	Box Qty
4801014	Rail end sockets round 19mm	25





25mm ROUND ROBE RAIL

- Material: 0.7mm steel
- Finish: chrome plated
- Dimensions: 2.5 metre x 25mm

Code	Description	Box Qty
4831015	25mm round robe rail	10



25mm ROUND RAIL CENTRE SUPPORT

- Finish: chrome plated
- Material: steel
- Used for extra support where there is a long span
- Fixes to the top shelf
- Size: 25mm

Code	Description	Box Qty
4801226	Round rail centre support 25mm	25



25mm ROUND RAIL END SUPPORT FOR SHELF FIXING

- Finish: chrome plated
- Material: steel
- Used for holding 25mm rail in place
- Fixes to the top shelf
- Can also be used to hang rail in a unit front to back rather than side to side
- Size: 25mm

Code	Description	Box Qty
4801166	Round rail end support for shelf fixing 25mm	25



25mm ROUND RAIL END SOCKET FOR GABLE FIXING

- Finish: chrome plated
- Material: steel
- Used for holding 25mm rail in place
- Fixes to the end panels or gables
- Size: 25mm

Code	Description	Box Qty
4801016	Rail end sockets round 25mm	25



RECHARGEABLE RAIL LIGHT

- This rail comes in three handy sizes and can be cut to size
- The rail has a row of high definition LED's to light up the wardrobe
- There is a built in PIR so the lights turn on as soon as the door is opened
- Best of all there is no wiring, it is battery operated
- When the battery dies simply recharge it using the rail charger
- An average rail will last up to 6 months between charges
- Weight loading 20kg (FIRA tested)
- Sizes: 762, 962 and 1162mm



Code	Description	Box Qty
4840010	Rechargeable rail light 762mm	1
4840020	Rechargeable rail light 962mm	1
4840030	Rechargeable rail light 1162mm	1

USB CHARGER FOR RAIL LIGHT

- Simple plug and play USB charger with 5m cable
- For charging rechargeable rail light



Code	Description	Box Qty
4840050	USB charger for rail light	1

MIRROR FITTINGS

GLASS PLATE

- Material: steel
- Finish: electro brass plated
- Used to fix mirrors or pictures to walls
- Sizes: 25, 32, 38 and 50mm

Code	Description	Box Qty
5101001	Glass plate brass 25mm	100
5101002	Glass plate brass 32mm	100
5101003	Glass plate brass 38mm	100
5101004	Glass plate brass 50mm	100





MIRROR SCREW

- Material: zinc plated steel with chrome cap
- A screw with an internal thread on the head which takes a dome cover
- Used to fix mirrors or pictures to walls
- Sizes: 19, 25, 32 and 50mm



Code	Description	Box Qty
5104102	Mirror screw chrome 19mm	100
5104104	Mirror screw chrome 25mm	100
5104105	Mirror screw chrome 32mm	100
5104106	Mirror screw chrome 38mm	100

UNIVERSAL TYPE MIRROR MOVEMENT

- Finish: electro brass plated
- Material: steel
- Used to tilt a dressing table mirror back or forth
- Receiver code 5104020 needs to be ordered separately



Code	Description	Box Qty
5104006	Mirror movement bra-kon E.B.	100

HANDED TYPE MIRROR MOVEMENT

- Finish: electro brass plated
- Material: steel
- Used to tilt a dressing table mirror back or forth
- L shaped to fit the mirror post better
- Receiver code 5104020 needs to be ordered separately



Code	Description	Box Qty
5104009	Mirror movements LH	100
5104010	Mirror movements RH	100

MIRROR MOVEMENT RECEIVER

- Used with products 5104006, 5104009 and 5104010
- Attaches to the mirror and dovetails on to the mirror post

Code	Description	Box Qty
5104020	Mirror movements back No.135	100



GLASS GRIP

- Material: flexible rubber
- 1000ft per roll
- Used to hold glass or mirror in place

Code	Description	Box Qty
5100010	Glass grip cream	1
5100012	Glass grip brown	1

